



# Block or allow pop-ups in Chrome

By default, Google Chrome blocks pop-ups from automatically showing up on your screen. When a pop-up is blocked, the address bar will show a pop-up blocker icon . You can also decide to allow pop-ups.



If you still get pop-ups after turning them off, then you could have malware. Learn how to [get rid of malware](#).

## Turn pop-ups on or off



### Computer

1. Open Chrome.
2. In the top-right corner, click the Chrome menu .
3. Click **Settings**.
4. Click **Show advanced settings**.
5. Under "Privacy," click **Content settings**.
6. Under "Pop-ups," select **Do not allow any site to show pop-ups (recommended)** or **Allow all sites to show pop-ups**.

### Android


1. Open the Chrome app .
2. Touch the Chrome menu .
3. Touch **Settings** > **Site settings**.
4. Touch **Pop-ups** and then turn them on or off.

### iPhone or iPad

1. Open the Chrome app .
2. Touch the Chrome menu .
3. Touch **Settings** > **Site settings**.
4. Touch **Pop-ups** and then turn them on or off.


## Block or allow pop-ups for a specific site

### Allow pop-ups from a site

1. Open Chrome.
2. Find a page that has pop-ups blocked for you.
3. At the end of the address bar, click the pop-up blocker icon .
4. Click the link for the pop-up window you'd like to see.
5. To always see pop-ups for the site, select **Always show pop-ups from [site]**.
- 6.

You can change this setting anytime by following the steps above, then unchecking "Always show pop-ups from [site]."

### Always allow pop-ups from a site

1. Open Chrome.
2. In the top-right corner, click the Chrome menu .
3. Click **Settings**.
4. Click **Show advanced settings**.
5. Under "Privacy," click the **Content settings** button.
6. Under "Pop-ups," click **Manage exceptions**.

## Problems with pop-ups

**Can't stop or block unwanted pop-ups?:** If the directions above do not work, an unwanted program installed on your computer might be causing pop-ups. Find and [remove malware from your computer](#).