

How to Install and Use CCleaner

by [LINDA ROSENCRANCE](#) Jul 2, 2014, 1:26 PM



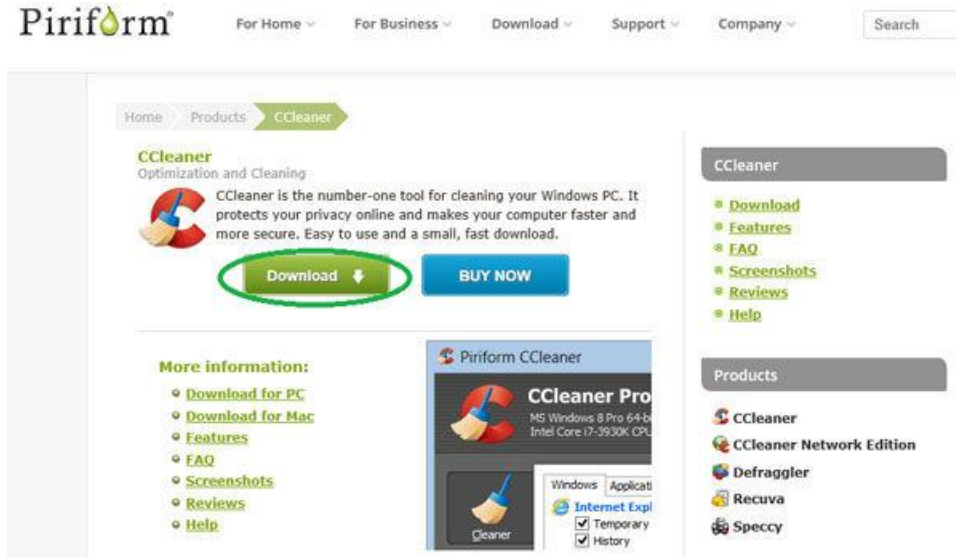
CCleaner, developed by London-based software maker Piriform, is a [utility](#) for computers running Microsoft Windows or Mac OS X or later. It can remove potentially unwanted programs from a computer, and clean out unnecessary or temporary benign files, freeing up hard disk space.

On [Windows](#) PCs, CCleaner also fixes problems in the Windows Registry, and can uninstall software and select Windows startup programs.









CCleaner will run on any Mac running OS X 10.5 Leopard or later (including PowerPC-based Macs), but we'll be showing how to install and use it on a Windows machine, which needs to be running [Windows XP](#) or later.

1. Navigate to <https://www.piriform.com/ccleaner>.

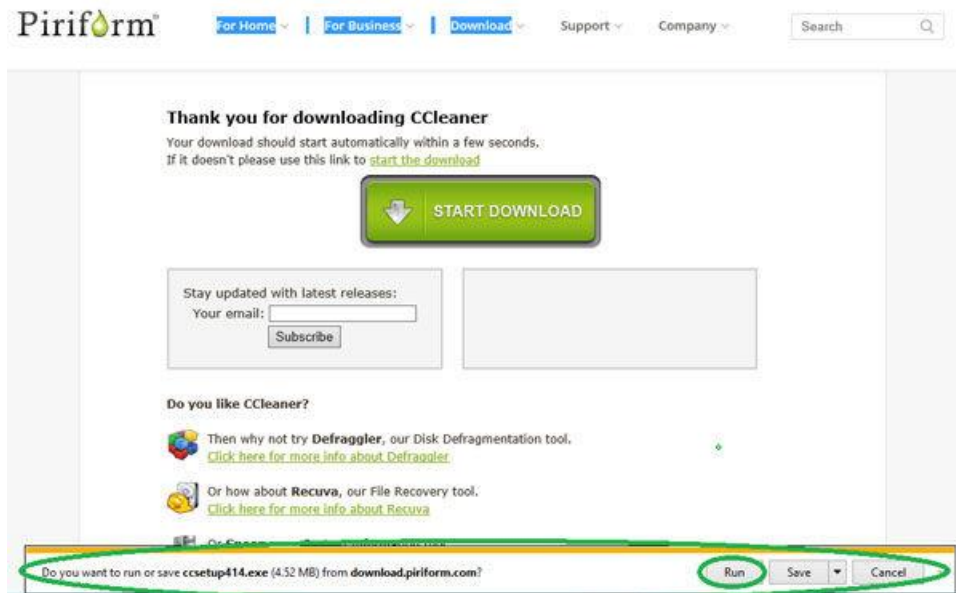
2. Click the Download button.



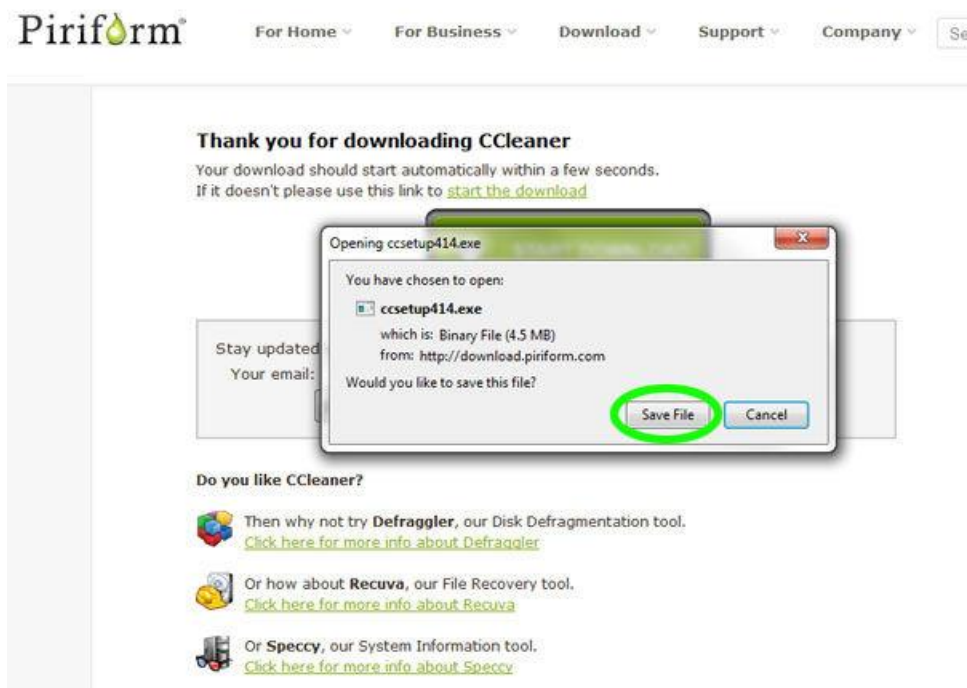
3. Click the Download button under the CCleaner Free column on the next Web page.

	 CCleaner Free	 CCleaner Professional	 CCleaner Professional Plus
Enhanced Speed Gives you a Faster Computer!	✓	✓	✓
Privacy Protection Security against ID theft	✓	✓	✓
Complete Cleaning Cleans all user accounts!		✓	✓
Real-time Monitoring Live monitoring and alerts		✓	✓
Automatic Updating Software updates!	Manual	✓	✓
Disk Defragmentation Includes Defraggler Professional			✓
Advanced File Recovery Includes Recuva Professional			✓
Hardware Analysis Includes Speccy Professional			✓
		 Free Trial	 Free Trial
			

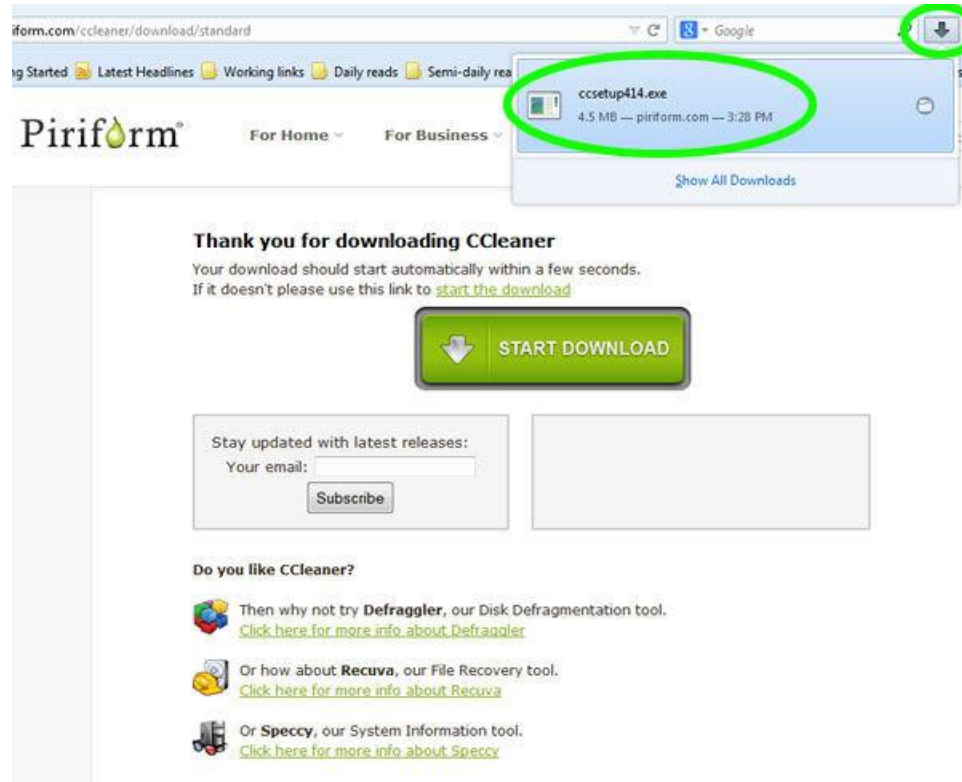
4a. If Internet Explorer is your browser, click "Run" in the gold-trimmed dialog box at the bottom of the next webpage.



4b. If Mozilla Firefox is your browser, **click Save File** if a confirmation dialog box appears.



Then **click on the downward-pointing arrow** in the top right of the browser window, and **double-click on "ccsetup.exe."** (The numeral suffix to "ccsetup" will vary according to the version available.)



The screenshot shows a browser window with the address bar displaying 'piriform.com/ccleaner/download/standard'. The browser's download bar is open, showing a file named 'ccsetup414.exe' (4.5 MB) downloaded from 'piriform.com' at 3:28 PM. A green circle highlights the downward-pointing arrow in the top right corner of the browser window, and another green circle highlights the download notification itself. Below the browser window, the page content includes a 'Thank you for downloading CCleaner' message, a 'START DOWNLOAD' button, an email subscription form, and a section titled 'Do you like CCleaner?' with links to other tools like Defraggler, Recuva, and Speccy.

Thank you for downloading CCleaner
Your download should start automatically within a few seconds.
If it doesn't please use this link to [start the download](#)

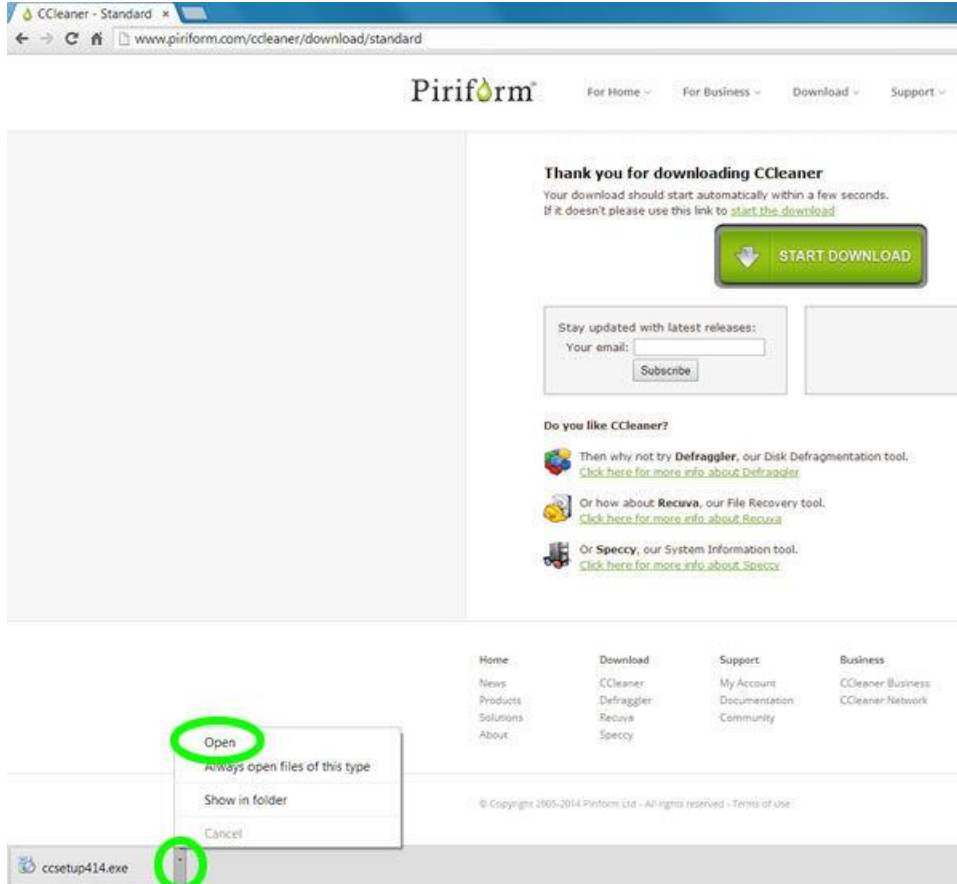
START DOWNLOAD

Stay updated with latest releases:
Your email:

Do you like CCleaner?

- Then why not try **Defraggler**, our Disk Defragmentation tool.
[Click here for more info about Defraggler](#)
- Or how about **Recuva**, our File Recovery tool.
[Click here for more info about Recuva](#)
- Or **Speccy**, our System Information tool.
[Click here for more info about Speccy](#)

4c. If Google Chrome is your browser, **click on the downward-pointing caret** in the download box at the bottom left of the screen, then **click Open** in the dialog box that appears.



CCleaner - Standard x
www.piriform.com/ccleaner/download/standard

Piriform For Home For Business Download Support

Thank you for downloading CCleaner

Your download should start automatically within a few seconds.
If it doesn't please use this link to [start the download](#)

START DOWNLOAD

Stay updated with latest releases:
Your email:
Subscribe

Do you like CCleaner?

- Then why not try **Defraggler**, our Disk Defragmentation tool.
[Click here for more info about Defraggler](#)
- Or how about **Recuva**, our File Recovery tool.
[Click here for more info about Recuva](#)
- Or **Speccy**, our System Information tool.
[Click here for more info about Speccy](#)

Home Download Support Business
News CCleaner My Account CCleaner Business
Products Defraggler Documentation CCleaner Network
Solutions Recuva Community
About Speccy

© Copyright 2005-2014 Piriform Ltd. All rights reserved - Terms of Use

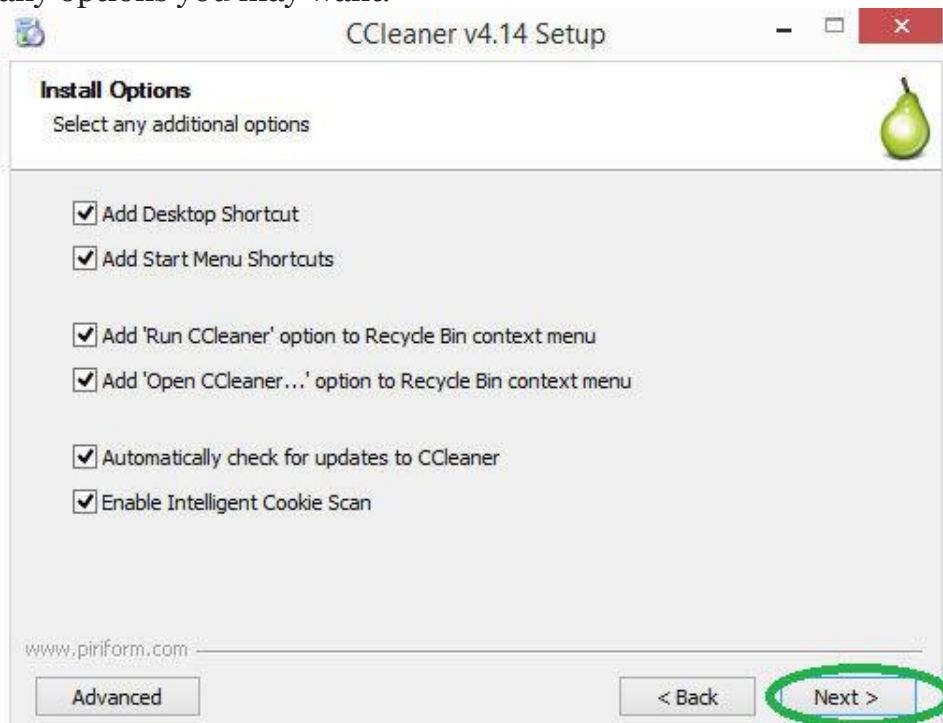
ccsetup414.exe

Open
Always open files of this type
Show in folder
Cancel

5. Click Next in the CCleaner Setup pop-up window to begin installation.



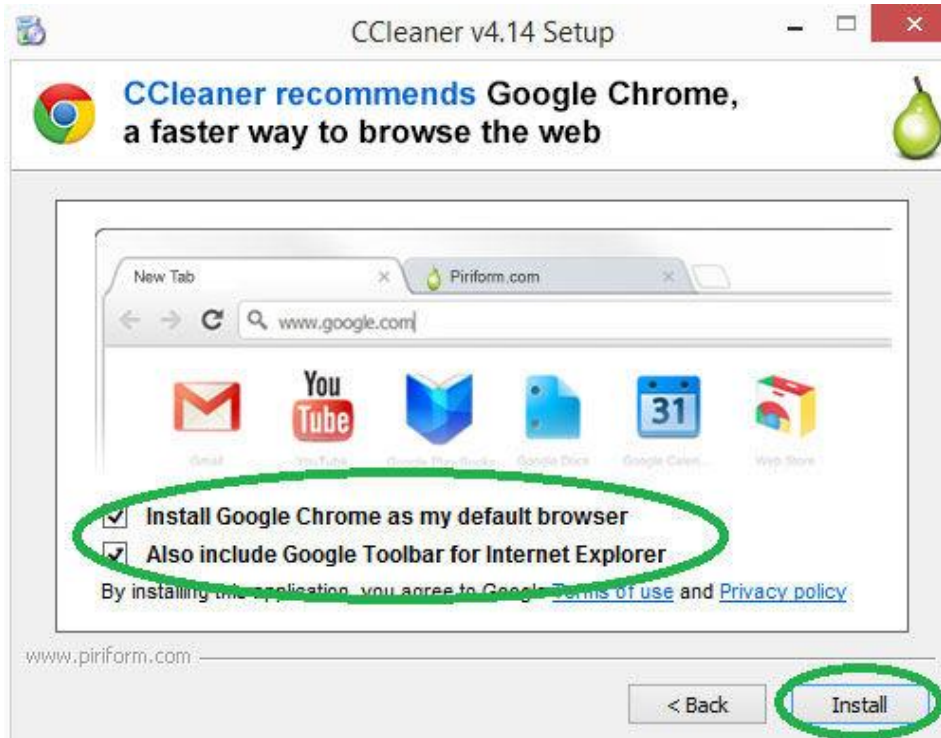
6. Click Next in the Install Options pop-up dialog box after selecting or deselecting any options you may want.



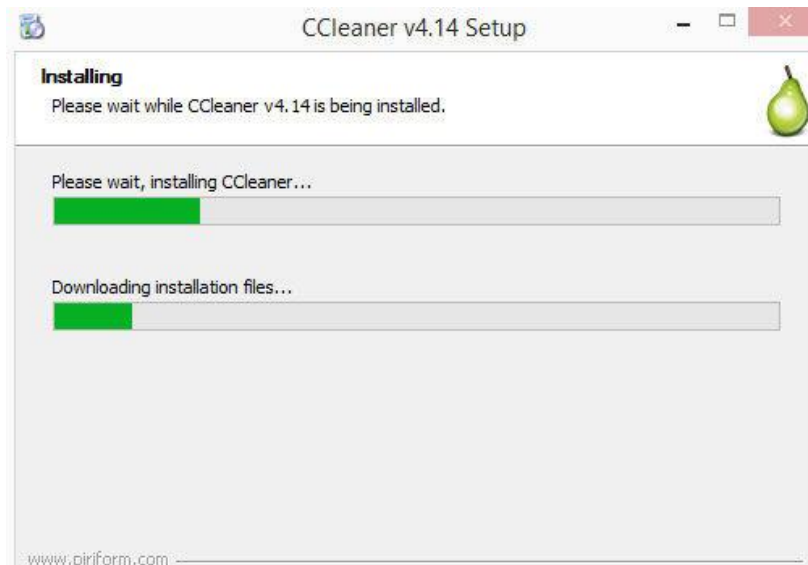
Note:

“UNCHECK” the last 4 options. Not really necessary, and may cause you some confusion.

7. The next dialog box will prompt you to install the Google Toolbar along with CCleaner, and possibly Google Chrome as well. **Uncheck both, then click Install.**



8. **Wait** while CCleaner is installed on **your computer**.



9. Click **Finish** when you see the Completing the CCleaner Setup dialog box.



“Uncheck” View Release Notes.

A browser window will open asking you to buy CCleaner Professional edition. You can safely ignore the sales pitch and close the window.

Thank you for installing CCleaner!

 Like  Share 483,031 people like this. Sign Up to see what your friends like.

Get our FREE newsletter!

Your email:

 Upgrade to **CCleaner Professional** and add Automatic Updating and much more!

 **BUY NOW**

\$24.95 ~~from \$32.95~~ **25% Discount!**

Wait.... Use the coupon code **PIRIFORMROCKS** today for an additional **10% discount!**

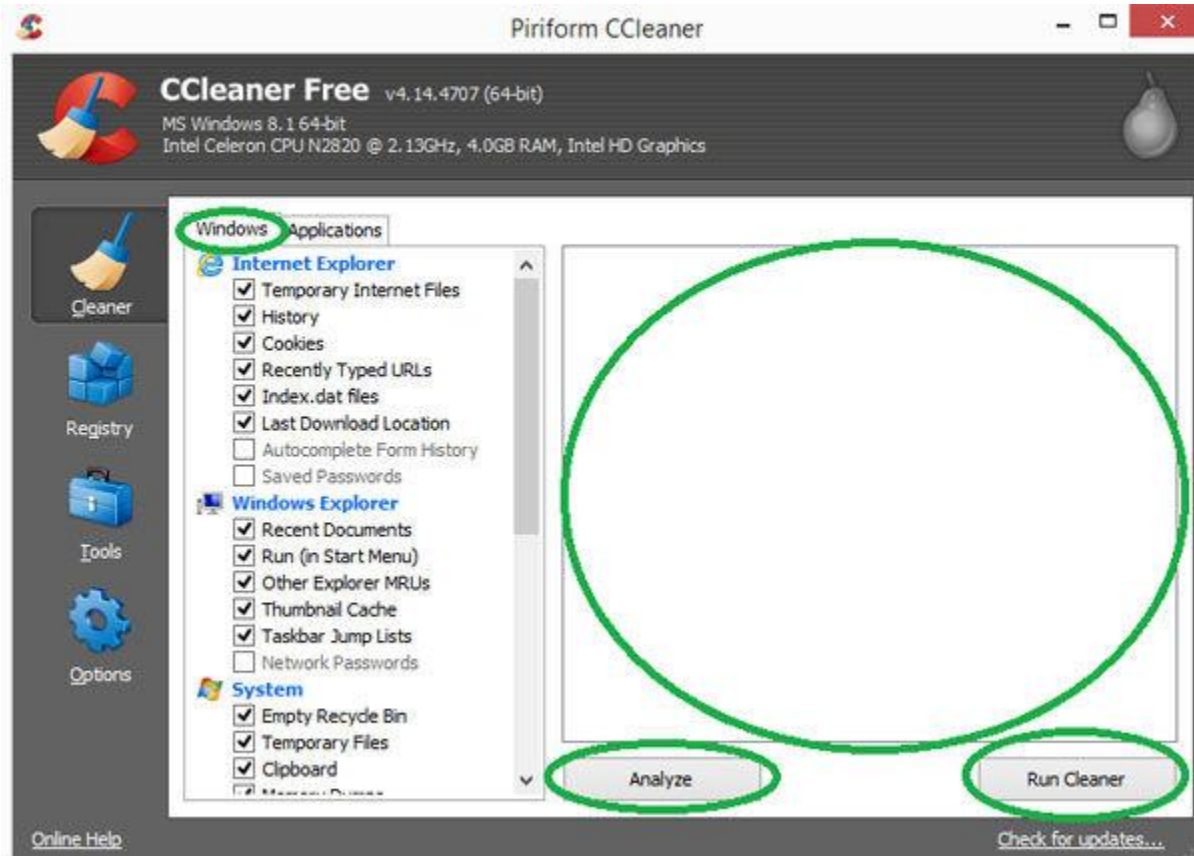
Release Notes

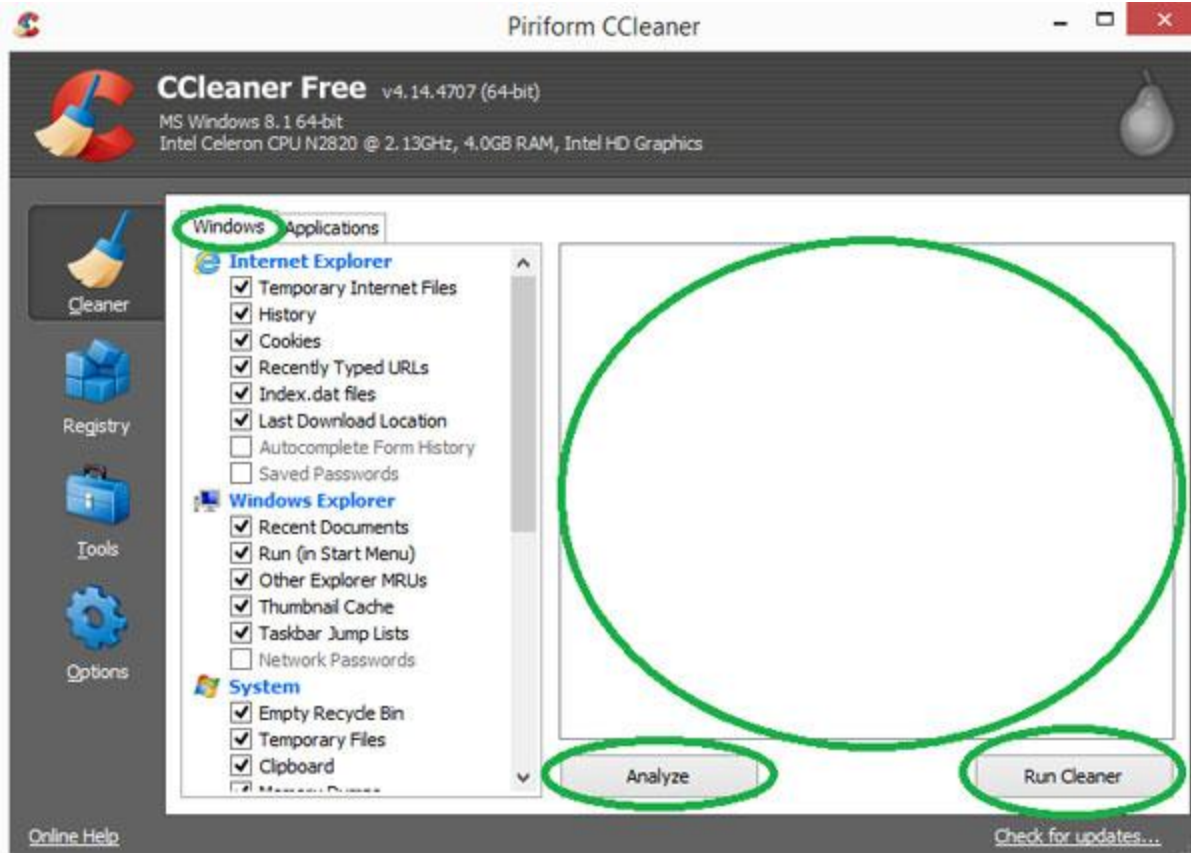
v4.14.4707 (22 May 2014)

- Improved Firefox and Mozilla based browser Cookie cleaning.
- Improved Startup item Unicode support.
- Improved Operating System detection.
- Added Cyberfox browser cleaning.
- Improved 64-bit Registry detection and cleaning architecture.
- Improved skip UAC warning for Monitoring (CCleaner Professional only).
- Added PowerArchiver 2013, Nitro Pro 9 and Stardock WindowBlinds cleaning.
- Improved Microsoft Office 2010, Foxit Reader 6, AVG AntiVirus 8, 9, 10, 11, 12, 13, 14, 15, 16, 17, 18, 19, 20, 21, 22, 23, 24, 25, 26, 27, 28, 29, 30, 31, 32, 33, 34, 35, 36, 37, 38, 39, 40, 41, 42, 43, 44, 45, 46, 47, 48, 49, 50, 51, 52, 53, 54, 55, 56, 57, 58, 59, 60, 61, 62, 63, 64, 65, 66, 67, 68, 69, 70, 71, 72, 73, 74, 75, 76, 77, 78, 79, 80, 81, 82, 83, 84, 85, 86, 87, 88, 89, 90, 91, 92, 93, 94, 95, 96, 97, 98, 99, 100, 101, 102, 103, 104, 105, 106, 107, 108, 109, 110, 111, 112, 113, 114, 115, 116, 117, 118, 119, 120, 121, 122, 123, 124, 125, 126, 127, 128, 129, 130, 131, 132, 133, 134, 135, 136, 137, 138, 139, 140, 141, 142, 143, 144, 145, 146, 147, 148, 149, 150, 151, 152, 153, 154, 155, 156, 157, 158, 159, 160, 161, 162, 163, 164, 165, 166, 167, 168, 169, 170, 171, 172, 173, 174, 175, 176, 177, 178, 179, 180, 181, 182, 183, 184, 185, 186, 187, 188, 189, 190, 191, 192, 193, 194, 195, 196, 197, 198, 199, 200, 201, 202, 203, 204, 205, 206, 207, 208, 209, 210, 211, 212, 213, 214, 215, 216, 217, 218, 219, 220, 221, 222, 223, 224, 225, 226, 227, 228, 229, 230, 231, 232, 233, 234, 235, 236, 237, 238, 239, 240, 241, 242, 243, 244, 245, 246, 247, 248, 249, 250, 251, 252, 253, 254, 255, 256, 257, 258, 259, 260, 261, 262, 263, 264, 265, 266, 267, 268, 269, 270, 271, 272, 273, 274, 275, 276, 277, 278, 279, 280, 281, 282, 283, 284, 285, 286, 287, 288, 289, 290, 291, 292, 293, 294, 295, 296, 297, 298, 299, 300, 301, 302, 303, 304, 305, 306, 307, 308, 309, 310, 311, 312, 313, 314, 315, 316, 317, 318, 319, 320, 321, 322, 323, 324, 325, 326, 327, 328, 329, 330, 331, 332, 333, 334, 335, 336, 337, 338, 339, 340, 341, 342, 343, 344, 345, 346, 347, 348, 349, 350, 351, 352, 353, 354, 355, 356, 357, 358, 359, 360, 361, 362, 363, 364, 365, 366, 367, 368, 369, 370, 371, 372, 373, 374, 375, 376, 377, 378, 379, 380, 381, 382, 383, 384, 385, 386, 387, 388, 389, 390, 391, 392, 393, 394, 395, 396, 397, 398, 399, 400, 401, 402, 403, 404, 405, 406, 407, 408, 409, 410, 411, 412, 413, 414, 415, 416, 417, 418, 419, 420, 421, 422, 423, 424, 425, 426, 427, 428, 429, 430, 431, 432, 433, 434, 435, 436, 437, 438, 439, 440, 441, 442, 443, 444, 445, 446, 447, 448, 449, 450, 451, 452, 453, 454, 455, 456, 457, 458, 459, 460, 461, 462, 463, 464, 465, 466, 467, 468, 469, 470, 471, 472, 473, 474, 475, 476, 477, 478, 479, 480, 481, 482, 483, 484, 485, 486, 487, 488, 489, 490, 491, 492, 493, 494, 495, 496, 497, 498, 499, 500, 501, 502, 503, 504, 505, 506, 507, 508, 509, 510, 511, 512, 513, 514, 515, 516, 517, 518, 519, 520, 521, 522, 523, 524, 525, 526, 527, 528, 529, 530, 531, 532, 533, 534, 535, 536, 537, 538, 539, 540, 541, 542, 543, 544, 545, 546, 547, 548, 549, 550, 551, 552, 553, 554, 555, 556, 557, 558, 559, 560, 561, 562, 563, 564, 565, 566, 567, 568, 569, 570, 571, 572, 573, 574, 575, 576, 577, 578, 579, 580, 581, 582, 583, 584, 585, 586, 587, 588, 589, 590, 591, 592, 593, 594, 595, 596, 597, 598, 599, 600, 601, 602, 603, 604, 605, 606, 607, 608, 609, 610, 611, 612, 613, 614, 615, 616, 617, 618, 619, 620, 621, 622, 623, 624, 625, 626, 627, 628, 629, 630, 631, 632, 633, 634, 635, 636, 637, 638, 639, 640, 641, 642, 643, 644, 645, 646, 647, 648, 649, 650, 651, 652, 653, 654, 655, 656, 657, 658, 659, 660, 661, 662, 663, 664, 665, 666, 667, 668, 669, 670, 671, 672, 673, 674, 675, 676, 677, 678, 679, 680, 681, 682, 683, 684, 685, 686, 687, 688, 689, 690, 691, 692, 693, 694, 695, 696, 697, 698, 699, 700, 701, 702, 703, 704, 705, 706, 707, 708, 709, 710, 711, 712, 713, 714, 715, 716, 717, 718, 719, 720, 721, 722, 723, 724, 725, 726, 727, 728, 729, 730, 731, 732, 733, 734, 735, 736, 737, 738, 739, 740, 741, 742, 743, 744, 745, 746, 747, 748, 749, 750, 751, 752, 753, 754, 755, 756, 757, 758, 759, 760, 761, 762, 763, 764, 765, 766, 767, 768, 769, 770, 771, 772, 773, 774, 775, 776, 777, 778, 779, 780, 781, 782, 783, 784, 785, 786, 787, 788, 789, 790, 791, 792, 793, 794, 795, 796, 797, 798, 799, 800, 801, 802, 803, 804, 805, 806, 807, 808, 809, 810, 811, 812, 813, 814, 815, 816, 817, 818, 819, 820, 821, 822, 823, 824, 825, 826, 827, 828, 829, 830, 831, 832, 833, 834, 835, 836, 837, 838, 839, 840, 841, 842, 843, 844, 845, 846, 847, 848, 849, 850, 851, 852, 853, 854, 855, 856, 857, 858, 859, 860, 861, 862, 863, 864, 865, 866, 867, 868, 869, 870, 871, 872, 873, 874, 875, 876, 877, 878, 879, 880, 881, 882, 883, 884, 885, 886, 887, 888, 889, 890, 891, 892, 893, 894, 895, 896, 897, 898, 899, 900, 901, 902, 903, 904, 905, 906, 907, 908, 909, 910, 911, 912, 913, 914, 915, 916, 917, 918, 919, 920, 921, 922, 923, 924, 925, 926, 927, 928, 929, 930, 931, 932, 933, 934, 935, 936, 937, 938, 939, 940, 941, 942, 943, 944, 945, 946, 947, 948, 949, 950, 951, 952, 953, 954, 955, 956, 957, 958, 959, 960, 961, 962, 963, 964, 965, 966, 967, 968, 969, 970, 971, 972, 973, 974, 975, 976, 977, 978, 979, 980, 981, 982, 983, 984, 985, 986, 987, 988, 989, 990, 991, 992, 993, 994, 995, 996, 997, 998, 999, 1000

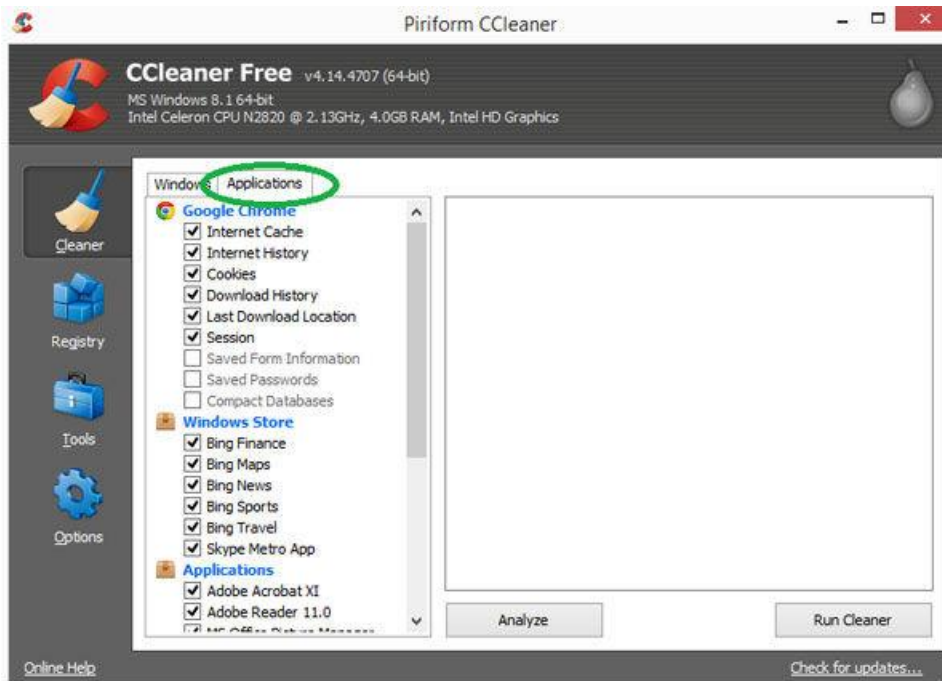


The CCleaner main console window is divided into Windows and Application tabs. On the right is where [information](#) or results from operations are displayed. Beneath that are the Analyze and Run Cleaner buttons.

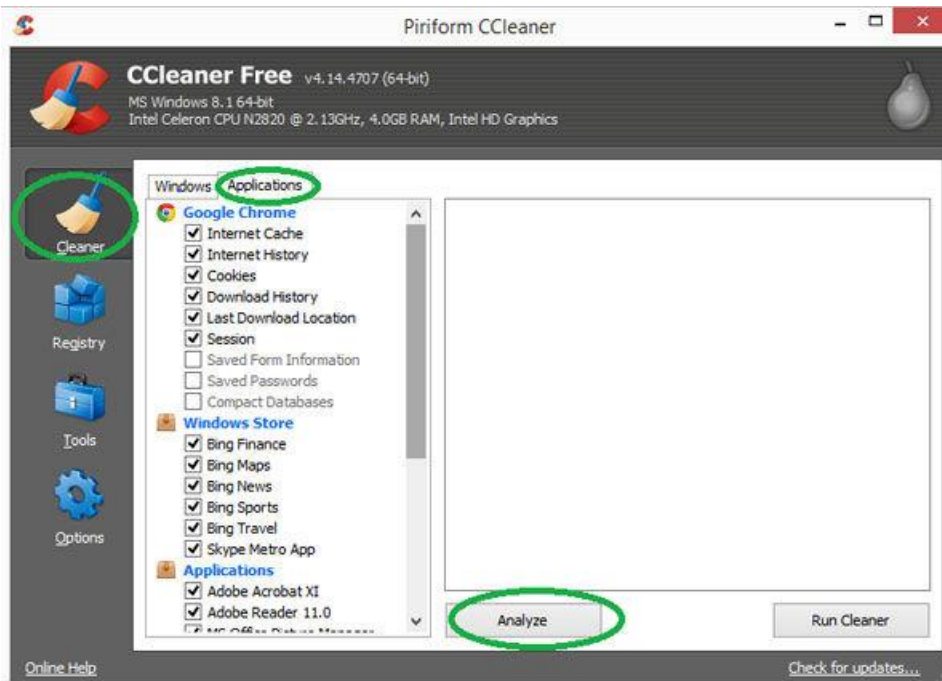




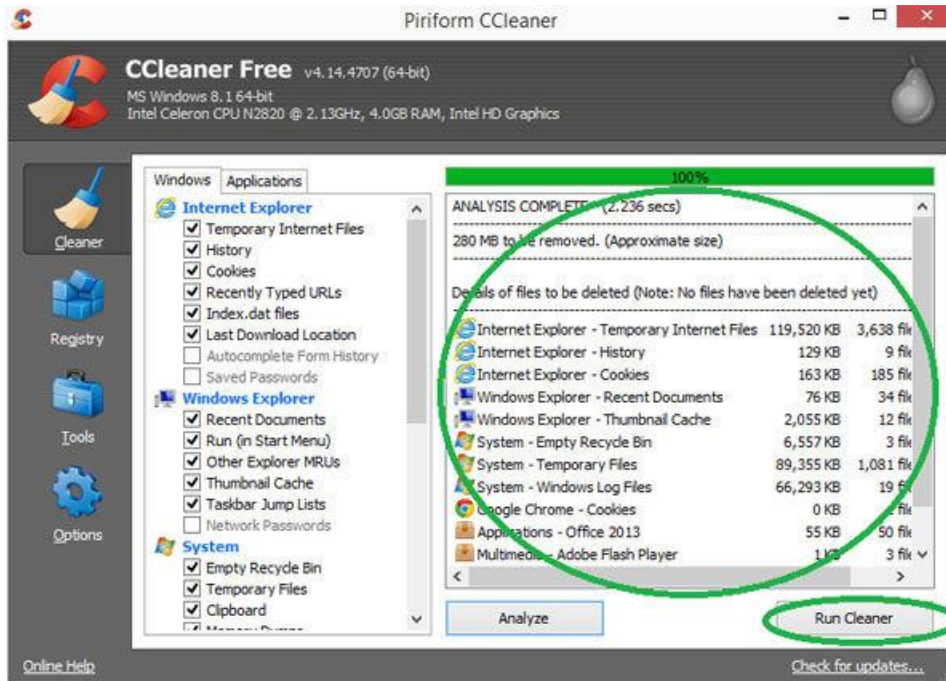
10. Scroll through the Window and Applications tabs, checking the options for files you want examined. Make sure you “uncheck” cookies in all Window and Applications! Delete your cookies, and you will lose all your logins and associated passwords



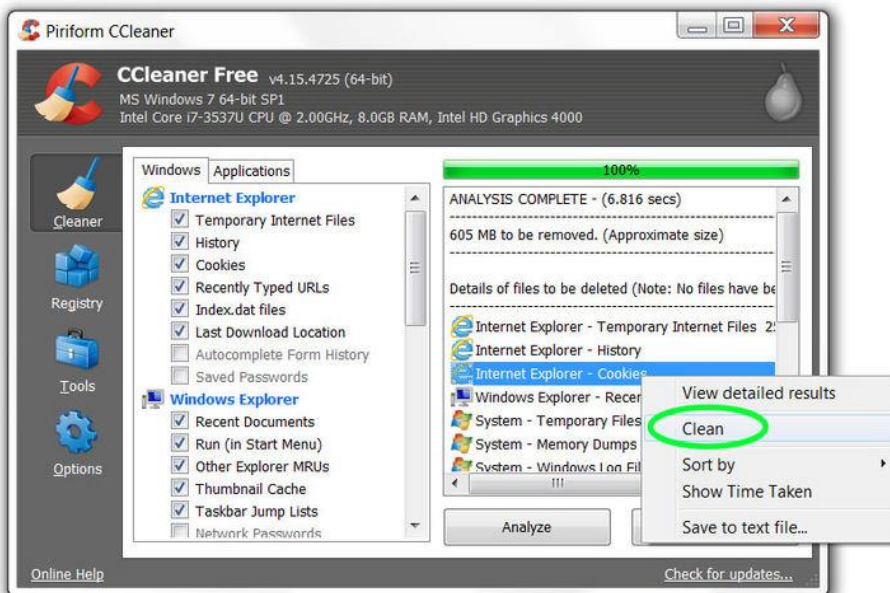
12. Click Analyze to generate a list of the temporary files that can be deleted.

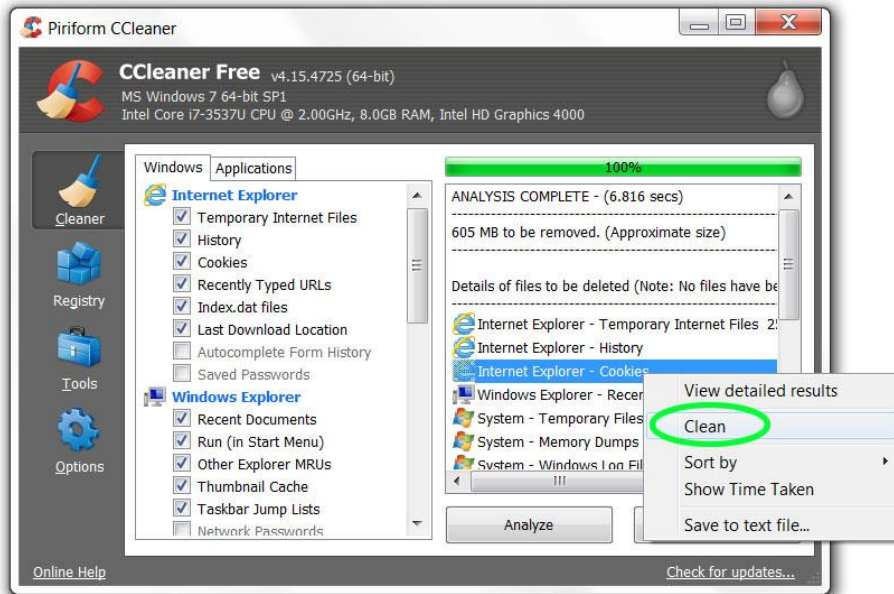


13a. If you'd like to delete everything CCleaner finds, **click Run Cleaner.**

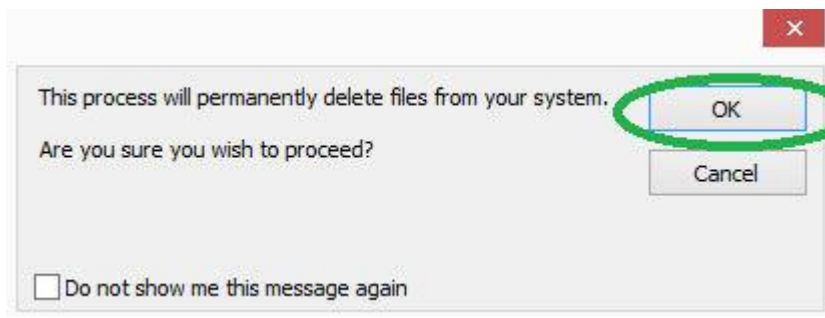


13b. If you don't want to delete them all, then **select each individual item you want to remove, then right-click and select "Clean."**





14. Click OK in the confirmation pop-up window to delete the files.

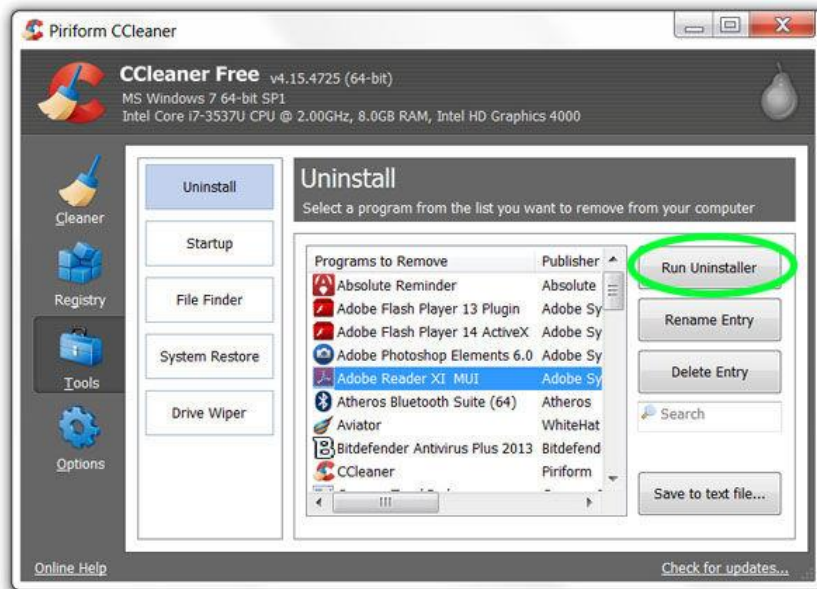


CCleaner can also correct Registry errors, uninstall software and determine which programs launch upon Windows startup. We can't recommend that you alter the Registry, but here's how to use the other features.

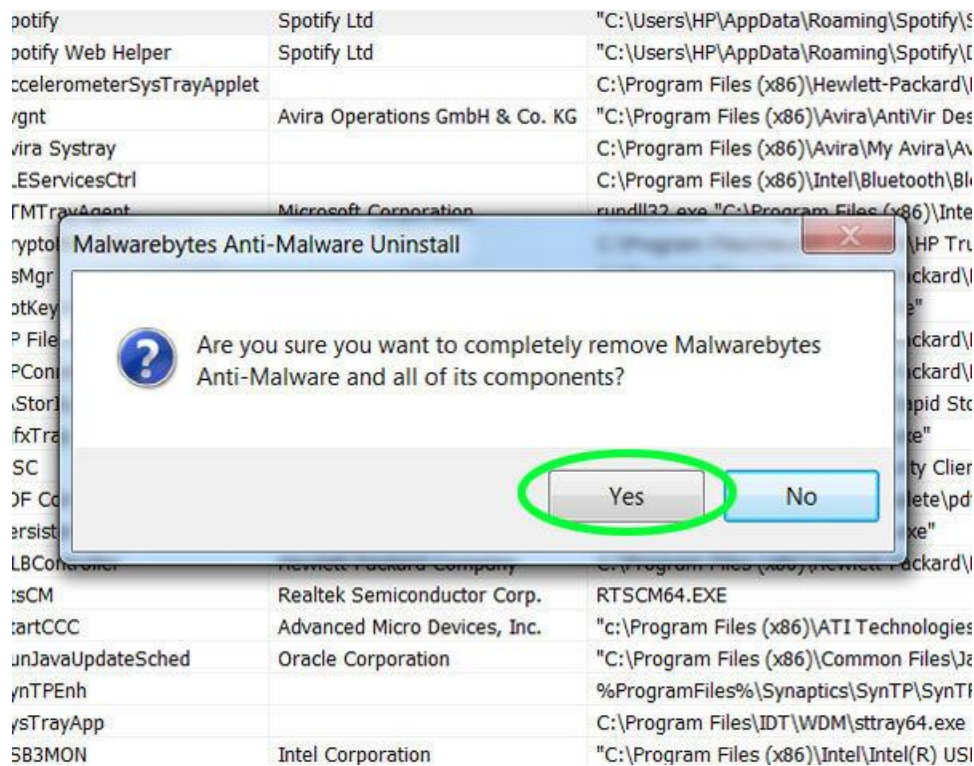
15. Click Tools and Uninstall in the CCleaner main screen to generate a list of installed applications.



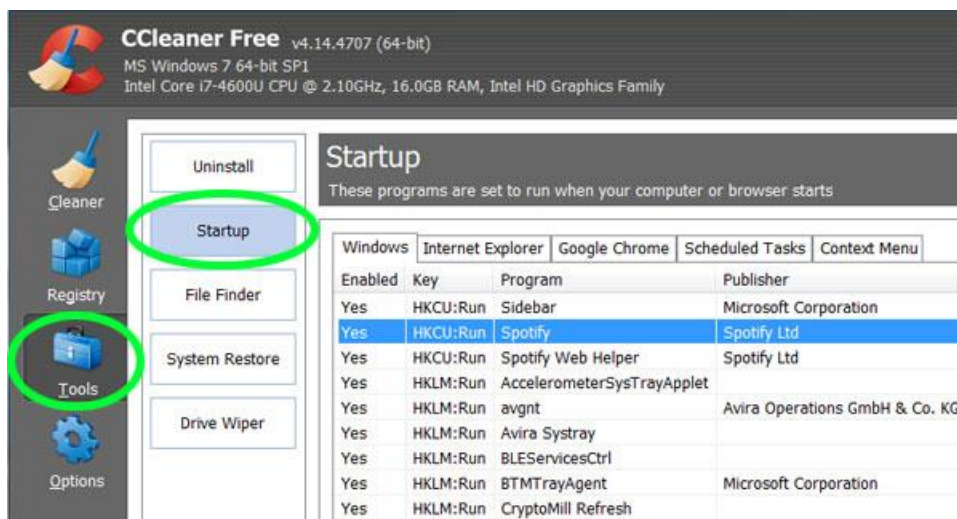
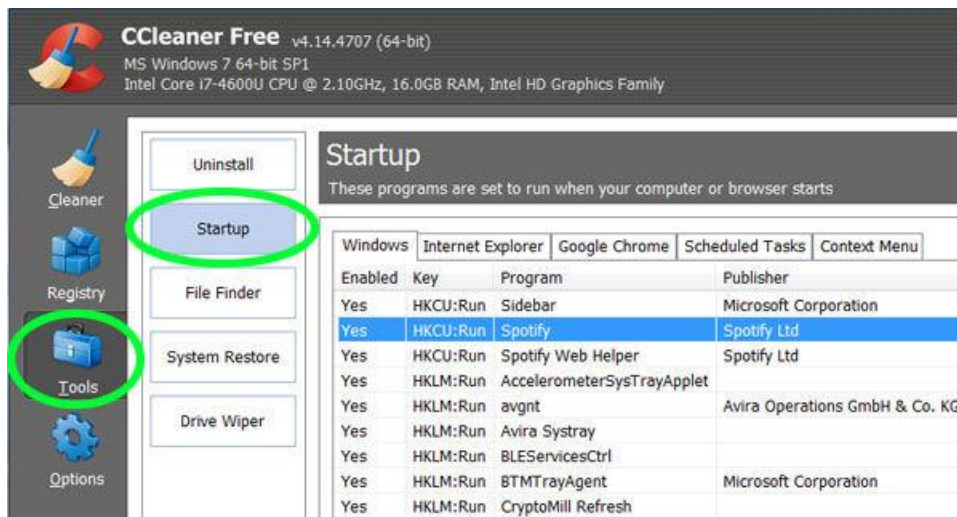
16. Select the application you'd like to remove, then click **Run Uninstaller** in the top right of the CCleaner screen.



17. Click **Yes** if a confirmation prompt dialog box appears.



18. Click Tools and Startup in the CCleaner main screen to generate a list of startup applications.



19. Select the application you want removed from startup, then click **Disable in the top right of the CCleaner screen.**

