

New features in the Windows 10 Anniversary Update

by Sarah Jacobsson Purewal
/CNET



Windows' latest operating system has just received its first major update in the Windows 10 Anniversary Update, so-called because it dropped right around the OS' one-year anniversary.

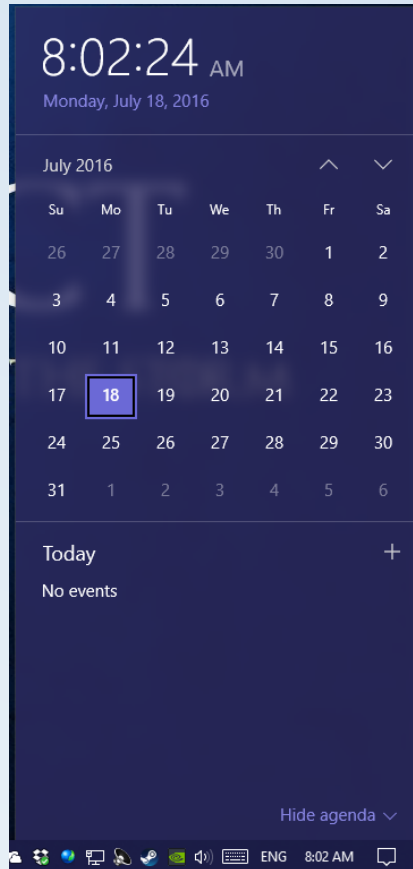
The Anniversary Update is free for all Windows 10 users (Windows 7 and 8/8.1 users had until July 29 to upgrade to Windows 10 for free) and includes everything from visual tweaks and security improvements to brand-new features such as Windows Ink. Here are some of the changes -- big and small -- you'll see when your device gets the update.

A Different Start Menu



- The first thing you'll notice in the Anniversary Update is the Start menu...it's different.
- There's no longer an "All apps" menu.
- Instead, all of your installed apps appear in a list on the left side of the Start menu.
- To the left of this list, you'll see icons for your account, downloads, File Explorer, Settings and Power. To the right of this list you'll see the tiles and live tiles.

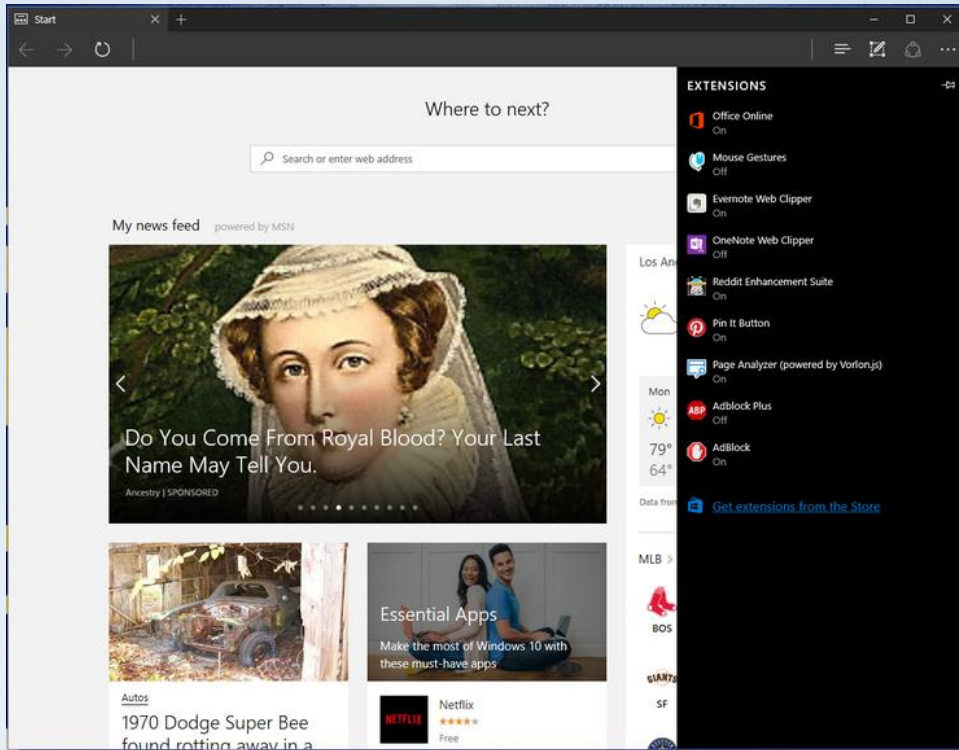
A Funkier Taskbar



- The Windows 10 taskbar gets some cool tweaks in the Anniversary Update, including prettier right-click menus and a dedicated section in the Settings menu. You'll find it under **Personalization > Taskbar**.
- The taskbar clock and calendar are now combined -- click the clock and you'll see the time and a list of your day's events. And if you have multiple displays set up, the clock now appears on all of them.

Edge Extensions

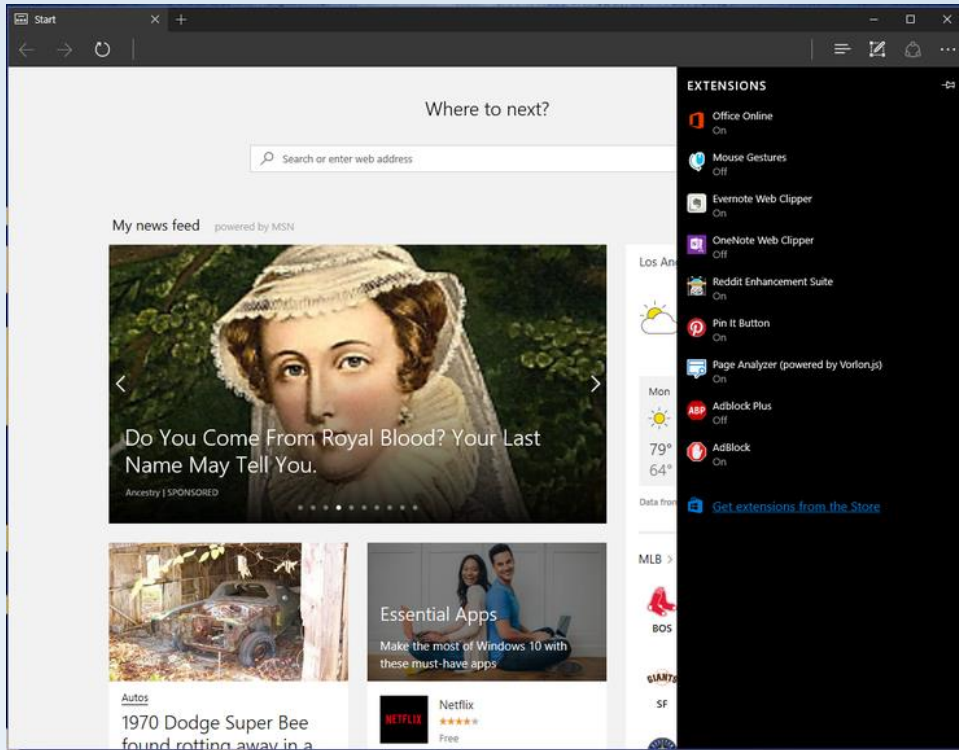
- Microsoft's new Edge browser will finally get support for browser extensions. The company chose to debut Edge sans extensions a year ago -- despite the fact that most other modern browsers, including Chrome, Firefox and Safari, support third-party add-ons and extensions -- due to security risks.
- A handful of third-party Edge extensions including Adblock, the Pinterest Pin It Button and Evernote will be available at launch, hopefully with more to come. Extensions will be available through the Windows Store.



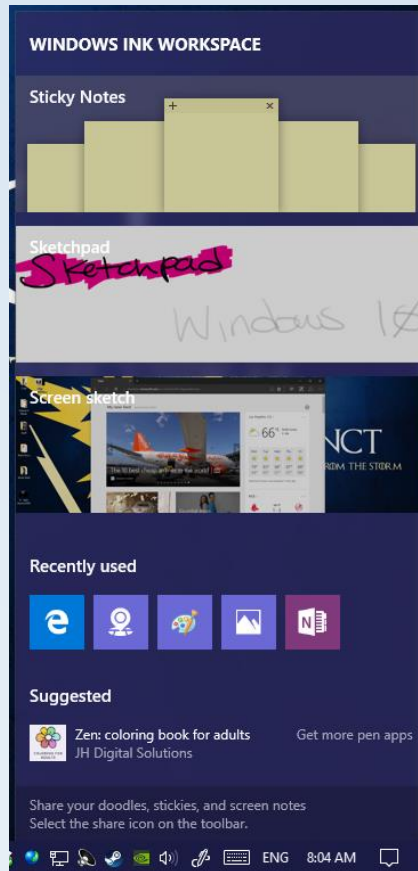
Edge Improvements

➤ Browser extensions aren't the only thing Edge users have to look forward to in the Anniversary Update. Edge will receive several small enhancements that will hopefully make it more user-friendly. Some of these include:

- The ability to pin tabs in the browser
- A paste-and-go option for the address bar
- A history menu that can be accessed by right-clicking the back or forward button
- The ability to drag-and-drop folders to cloud storage services
- Improved organization of bookmarks and favorites
- In-progress download reminders when you close the browser
- Web notifications from websites in your Action Center
- Swipe navigation
- Click-to-play Flash video (videos will not play automatically)

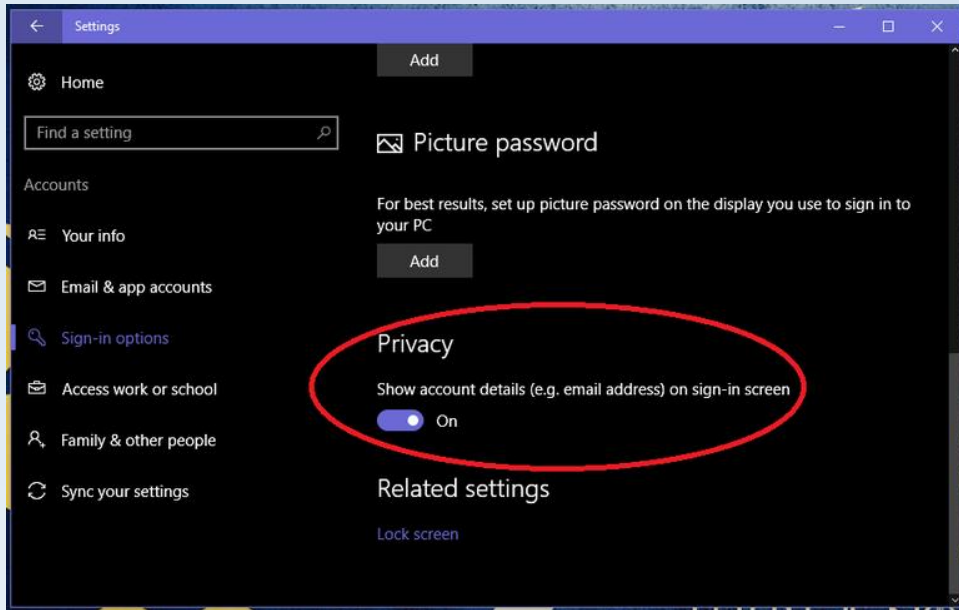


Windows Ink



- Windows 10 will get more pen and stylus friendly with Windows Ink, a new pen-centric experience that lets you use your active stylus throughout the operating system. Windows Ink comes with its own special workspace, which you can access through an icon in the system tray.
- There's also a handful of new apps, including a screen sketch app that lets you scribble on screenshots in a manner similar to Microsoft Edge's Inking feature. Ink will also be integrated into existing apps, and key apps will have special features such as being able to draw custom routes in the Maps app.
- Stylus users will be able to customize their pen's buttons and settings from the Devices tab of the Settings menu.

Cortina on the Lock Screen



- Cortana will make a small -- but convenient -- move to the lock screen. Once this feature is enabled, you'll be able to access Cortana by saying "Hello, Cortana" or by tapping the Cortana icon on the lock screen.
- Microsoft's digital assistant will be able to perform a variety of tasks from the lock screen, such as looking up directions, scheduling appointments or creating reminders.
- The Windows 10 lock screen gets a few additional improvements, including the ability to hide your email address if you sign in with a Microsoft account. You can turn this feature on by going to **Settings > Accounts > Sign-in options** and scrolling down to **Privacy**.

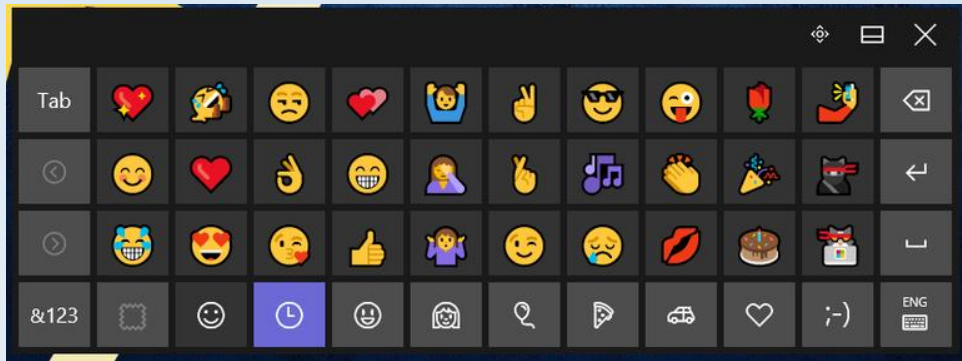
Windows Hello for Apps and Websites



Windows Hello already lets you sign into your computer using facial recognition, a fingerprint or an iris scan. In the Anniversary Update, Windows Hello will be available on supported websites as long as you're browsing with Edge -- the first browser to offer native support biometrics. It'll also work on Windows apps. In short, you'll soon be able to sign into websites with your face.

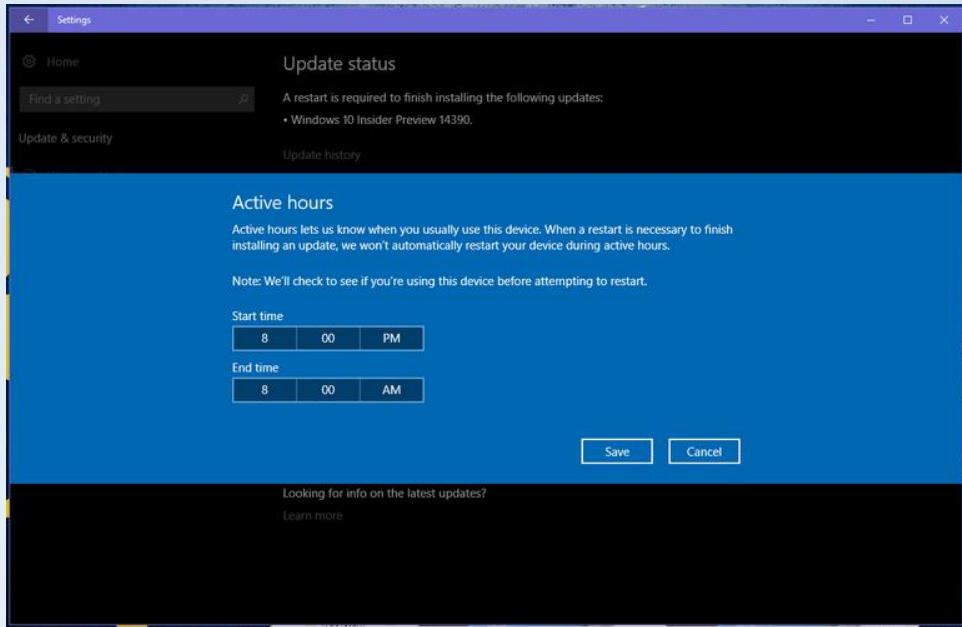
Windows Hello will also let you sign into your PC using a "companion device," such as a USB security token, an activity tracking band or a smartphone.

New Emojis



- Microsoft has redesigned all of the emojis in Windows 10 to be "detailed, expressive and playful." The new emojis are large and bold, with bright colors, a two-pixel thick outline and six different skin tone options.
- To find the new emojis on your Windows 10 PC, you'll need to use the on-screen touch keyboard. You can access this by clicking the keyboard icon in the system tray.

Active Hours



- Windows Update now features "Active hours," which you can set to correspond to the hours you're normally active on your computer.
- Windows will not restart your device to install updates during these hours. You'll find the Active Hours in the Settings menu, under **Update & security > Windows Update > Change Active hours**. You can only designate up to 12 hours as "active."
- If you happen to be using your PC during non-active hours, Windows still offers the option to temporarily override active hours and set a custom restart time.