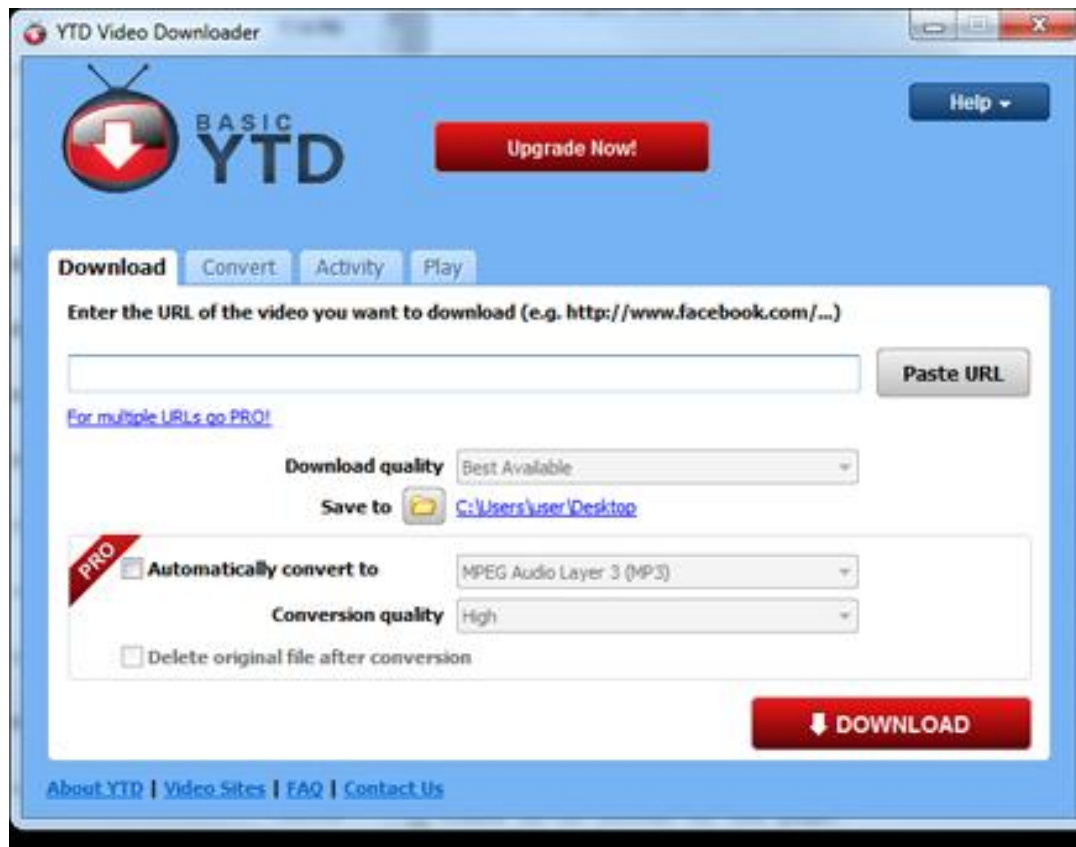


The background features abstract, flowing waves in shades of red, orange, and yellow, creating a dynamic and festive atmosphere. The waves are layered and semi-transparent, giving a sense of movement and depth.

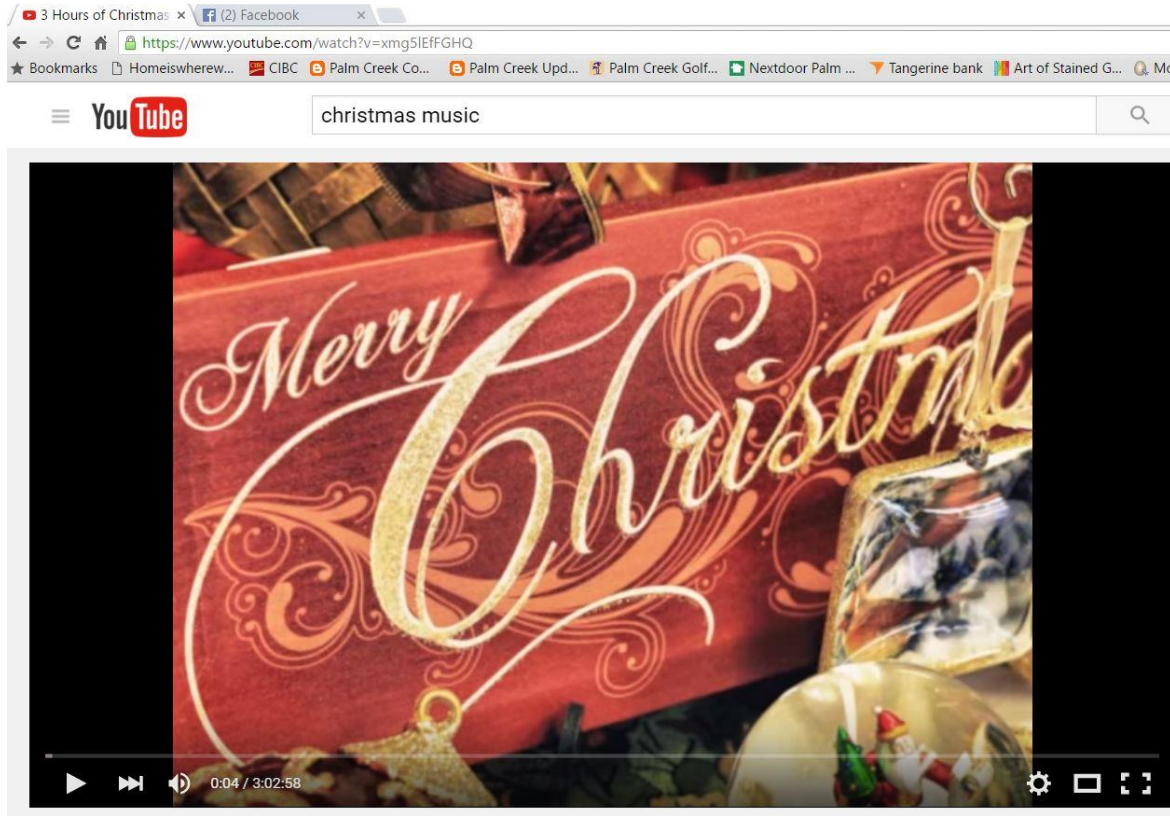
CREATING A CHRISTMAS PLAYLIST

Palm Creek Computer Club – December 2015

USING A VIDEO DOWNLOADER



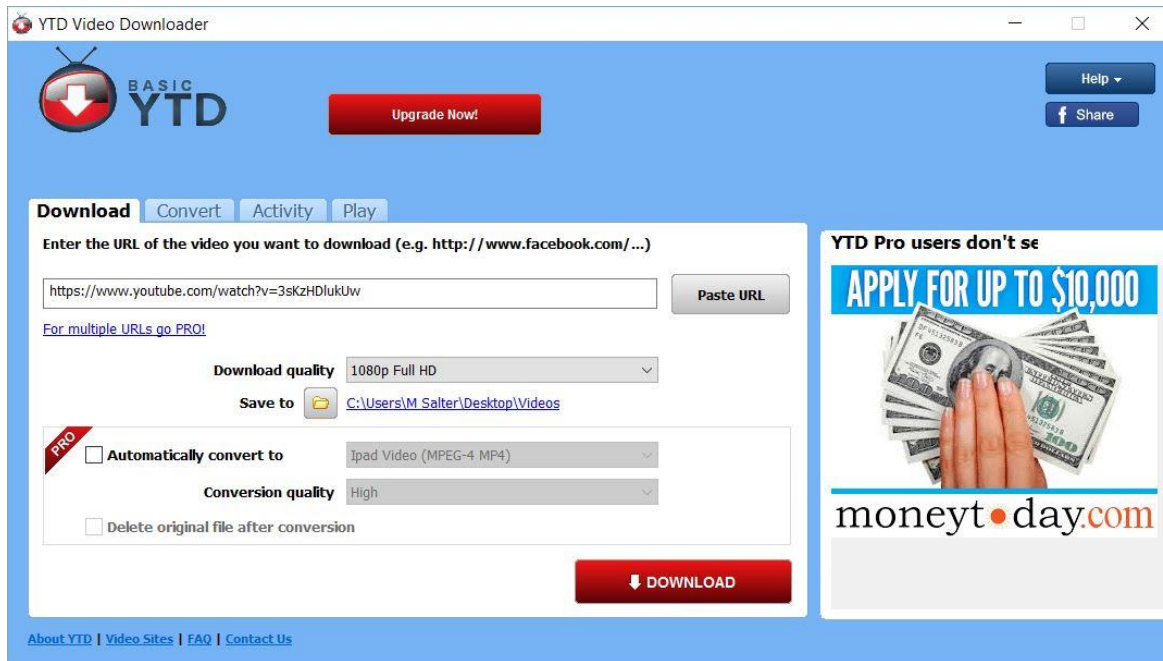
Step 1



- Go to www.youtube.com
- Search for the video
- Start the video
- “Click” on the URL address

3 Hours of Christmas Music Classics and Holiday Scenery

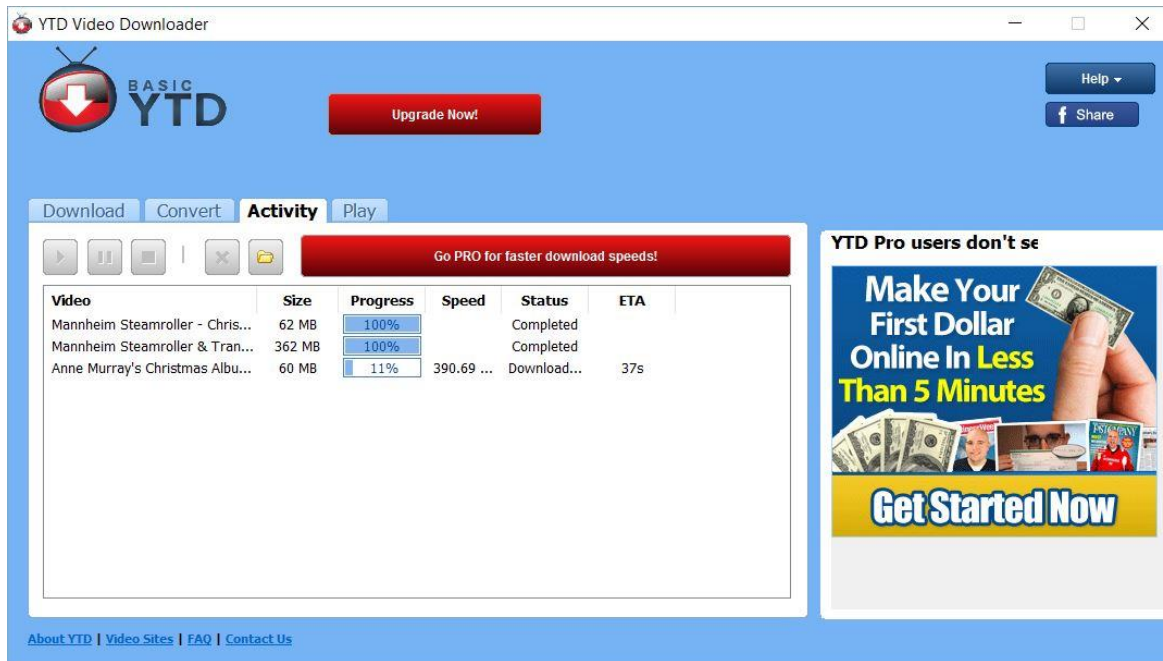
Step 2



- Start YTD Video Downloader
- “Click” to enter address in program
- “Click” **Download** Button

- I usually create a special folder. It makes it easier to find.

Step 3



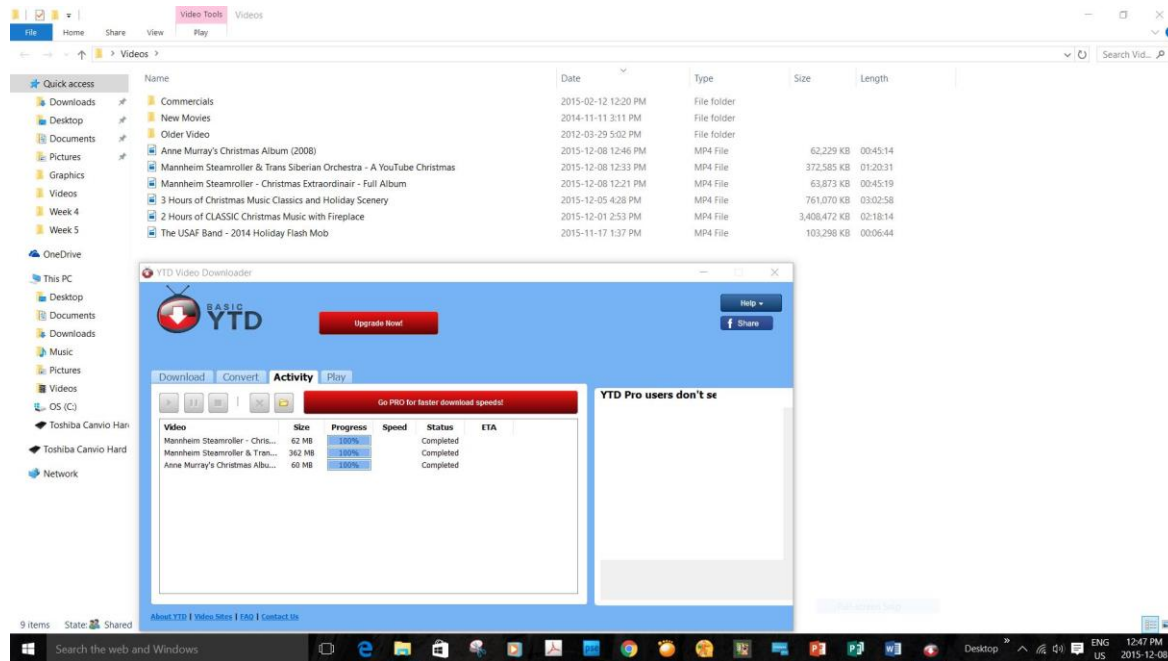
The screenshot shows the YTD Video Downloader software interface. The window title is "YTD Video Downloader". The interface includes a logo for "BASIC YTD" and a red "Upgrade Now!" button. There are tabs for "Download", "Convert", "Activity", and "Play". A red banner at the top of the activity area says "Go PRO for faster download speeds!". Below this is a table of video download progress:

Video	Size	Progress	Speed	Status	ETA
Mannheim Steamroller - Chris...	62 MB	100%		Completed	
Mannheim Steamroller & Tran...	362 MB	100%		Completed	
Anne Murray's Christmas Albu...	60 MB	11%	390.69 ...	Download...	37s

At the bottom left, there are links for "About YTD", "Video Sites", "FAQ", and "Contact Us". On the right side, there is a promotional banner for "YTD Pro users don't see" with the text "Make Your First Dollar Online In Less Than 5 Minutes" and a "Get Started Now" button.

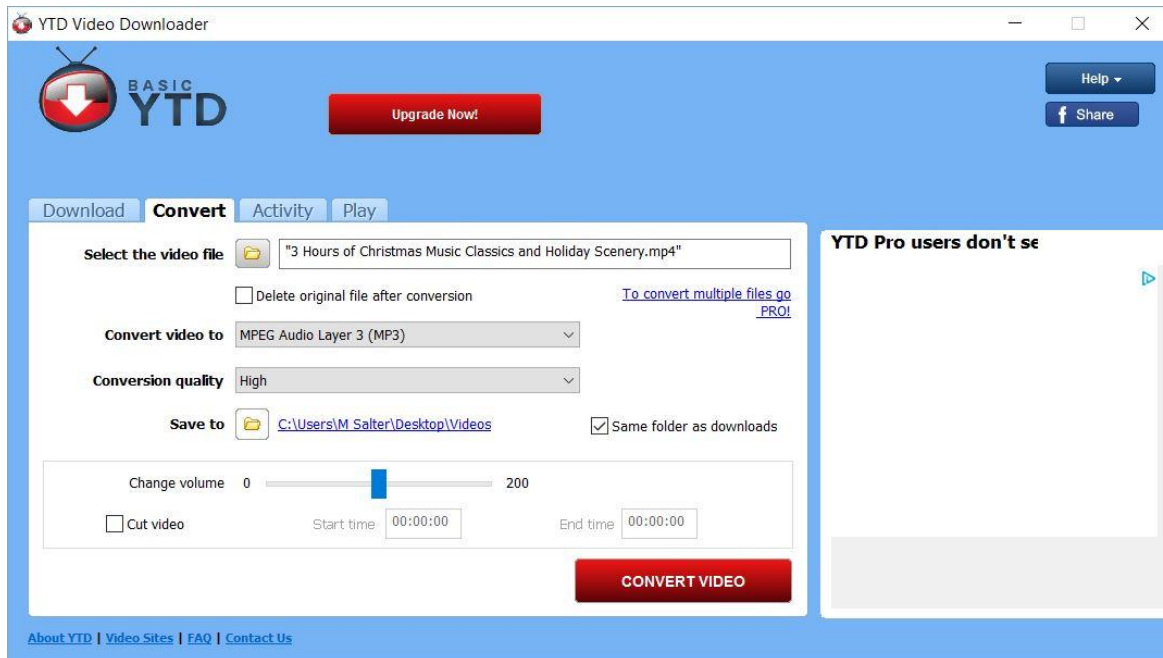
- Repeat selections
- It will slow down if you try to download too many videos at one time – three (3) is ok

Step 4



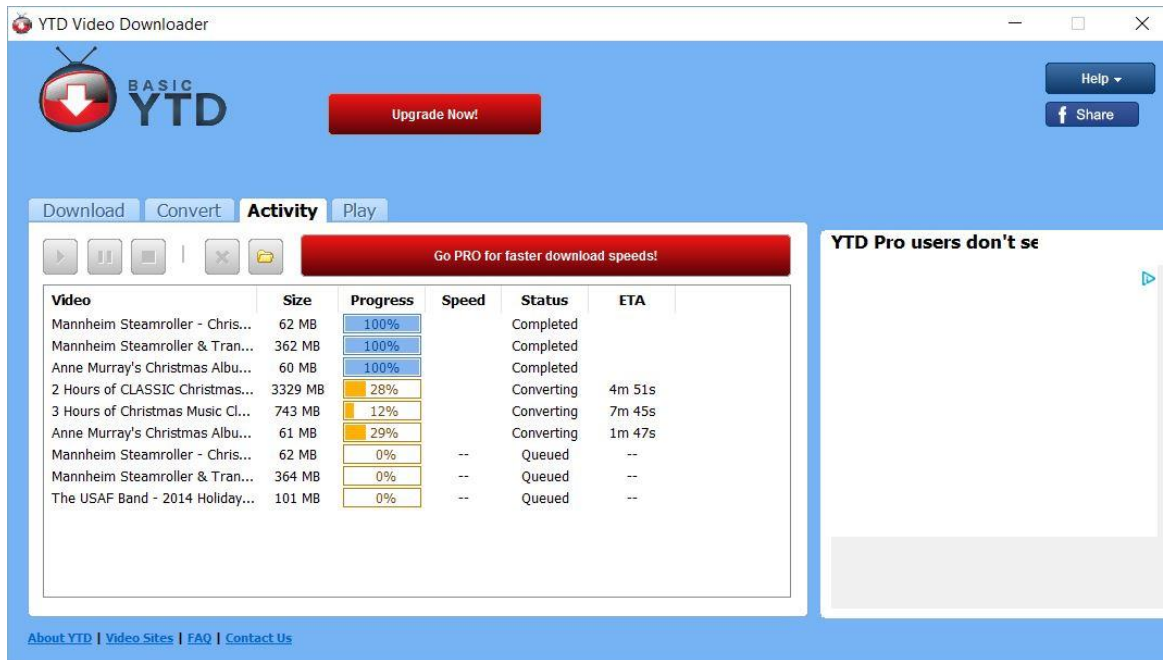
- Wait until all videos are downloaded
- Note: Videos are mp4s and are sometimes quite large

Step 5



- Next Step is to convert the mp4 (video) to a mp3 (just audio).
- There are alternate conversions for Iphones, etc.

Step 5 – cont'd



The screenshot shows the YTD Video Downloader software interface. The window title is "YTD Video Downloader". The interface includes a logo for "BASIC YTD" and a red "Upgrade Now!" button. There are tabs for "Download", "Convert", "Activity", and "Play". A red banner at the top of the activity window says "Go PRO for faster download speeds!". Below this is a table of video conversion tasks.

Video	Size	Progress	Speed	Status	ETA
Mannheim Steamroller - Chris...	62 MB	100%		Completed	
Mannheim Steamroller & Tran...	362 MB	100%		Completed	
Anne Murray's Christmas Albu...	60 MB	100%		Completed	
2 Hours of CLASSIC Christmas...	3329 MB	28%		Converting	4m 51s
3 Hours of Christmas Music Cl...	743 MB	12%		Converting	7m 45s
Anne Murray's Christmas Albu...	61 MB	29%		Converting	1m 47s
Mannheim Steamroller - Chris...	62 MB	0%	--	Queued	--
Mannheim Steamroller & Tran...	364 MB	0%	--	Queued	--
The USAF Band - 2014 Holiday...	101 MB	0%	--	Queued	--

At the bottom of the window, there are links for "About YTD", "Video Sites", "FAQ", and "Contact Us".

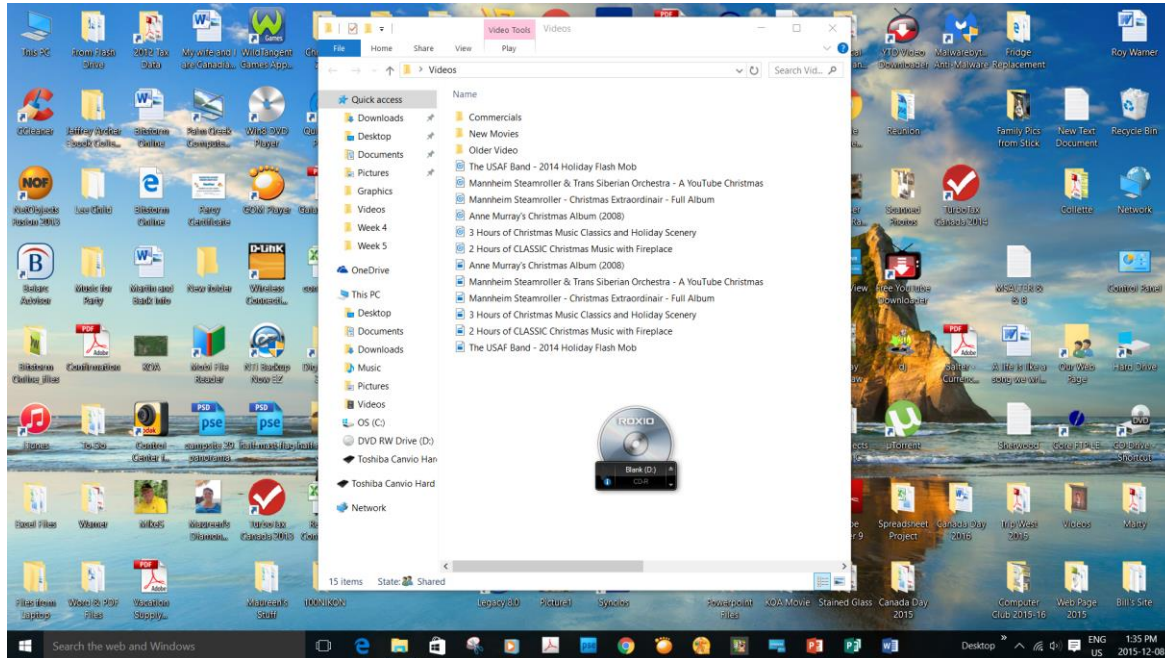
- Some of the conversions take a bit of time

Step 5 – cont'd

The USAF Band - 2014 Holiday Flash Mob	2015-12-08 12:56 PM	MP3 File	12,639 KB	00:06:44
Mannheim Steamroller & Trans Siberian Orchestra - A YouTube Christmas	2015-12-08 12:55 PM	MP3 File	150,996 KB	01:20:31
Mannheim Steamroller - Christmas Extraordinair - Full Album	2015-12-08 12:52 PM	MP3 File	84,976 KB	00:45:19
Anne Murray's Christmas Album (2008)	2015-12-08 12:50 PM	MP3 File	84,840 KB	00:45:14
3 Hours of Christmas Music Classics and Holiday Scenery	2015-12-08 12:49 PM	MP3 File	343,085 KB	03:02:58
2 Hours of CLASSIC Christmas Music with Fireplace	2015-12-08 12:48 PM	MP3 File	259,221 KB	02:18:15
Anne Murray's Christmas Album (2008)	2015-12-08 12:46 PM	MP4 File	62,229 KB	00:45:14
Mannheim Steamroller & Trans Siberian Orchestra - A YouTube Christmas	2015-12-08 12:33 PM	MP4 File	372,585 KB	01:20:31
Mannheim Steamroller - Christmas Extraordinair - Full Album	2015-12-08 12:21 PM	MP4 File	63,873 KB	00:45:19
3 Hours of Christmas Music Classics and Holiday Scenery	2015-12-05 4:28 PM	MP4 File	761,070 KB	03:02:58
2 Hours of CLASSIC Christmas Music with Fireplace	2015-12-01 2:53 PM	MP4 File	3,408,472 KB	02:18:14
The USAF Band - 2014 Holiday Flash Mob	2015-11-17 1:37 PM	MP4 File	103,298 KB	00:06:44

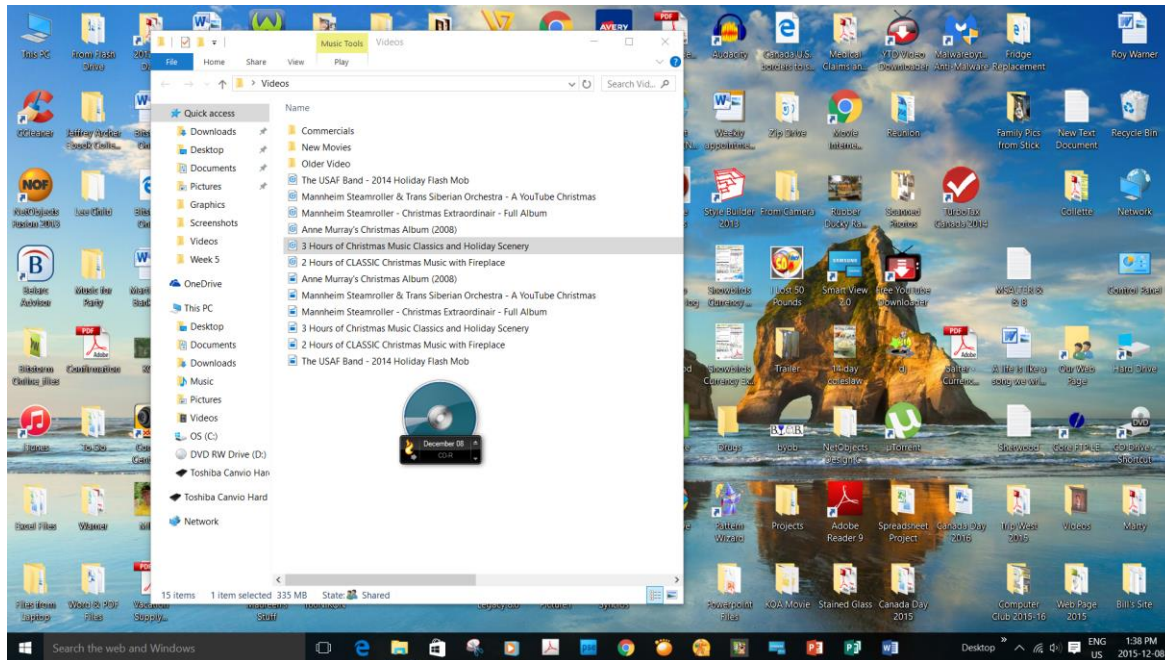
- Note the difference in size between the mp4 and the mp3

Step 6



- I use a program call Roxio Burn to make my music CDs.

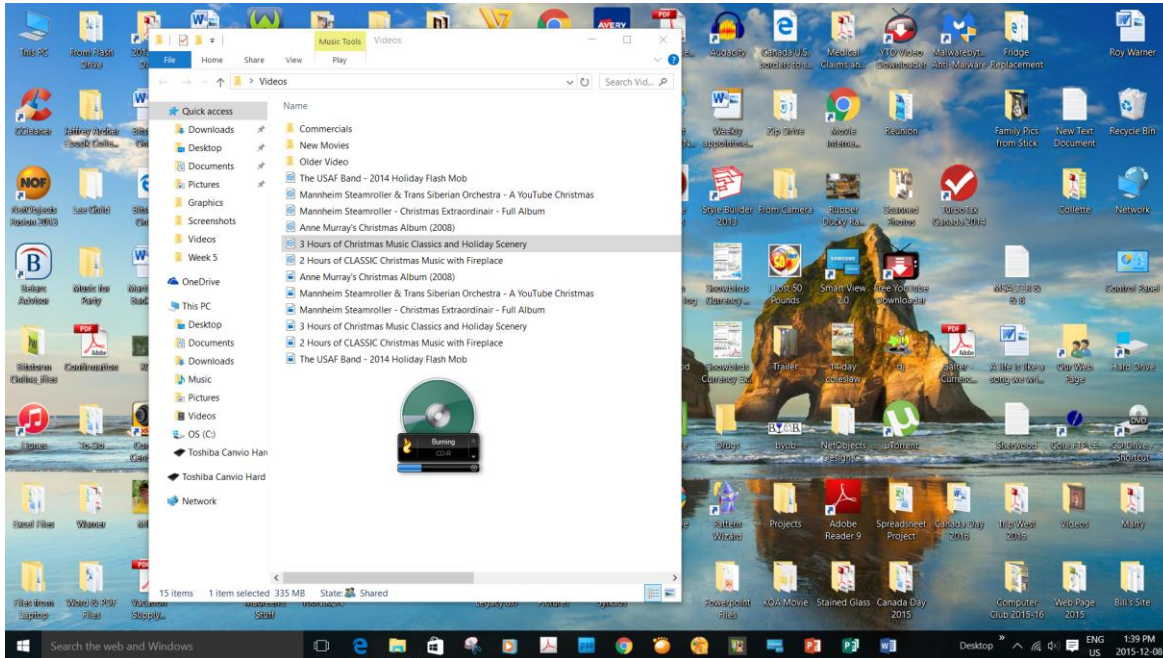
Step 7



- Drag and Drop until the CD “Image” is almost full.
- Remember – just choose the mp3s

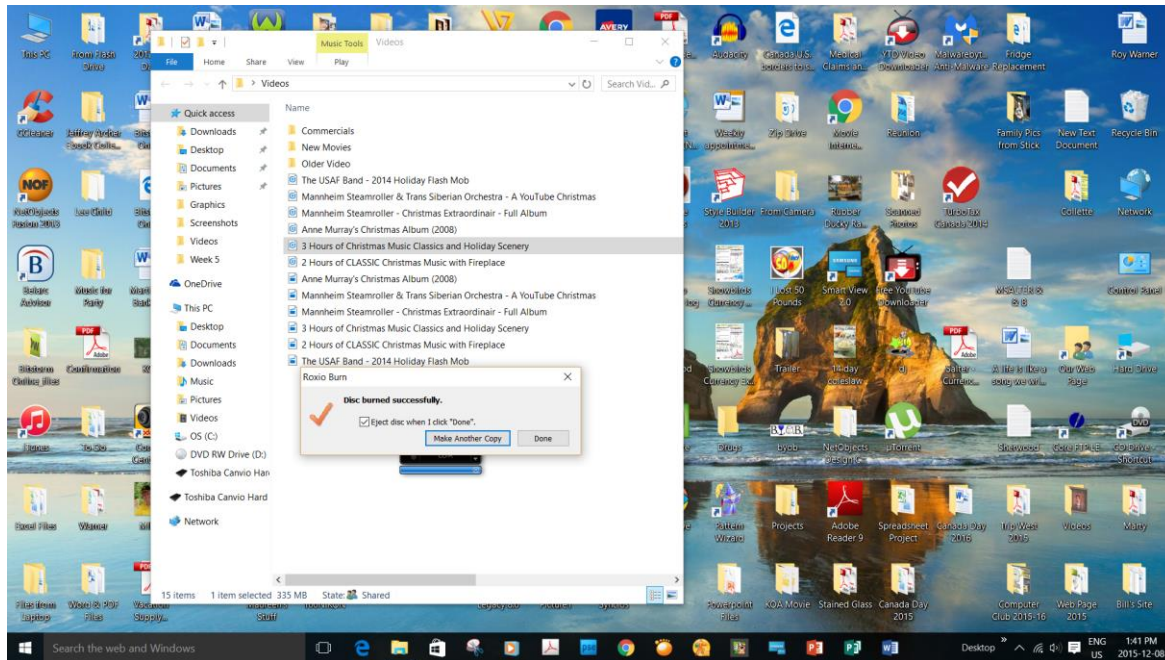
Step 8

- Click to burn the CD



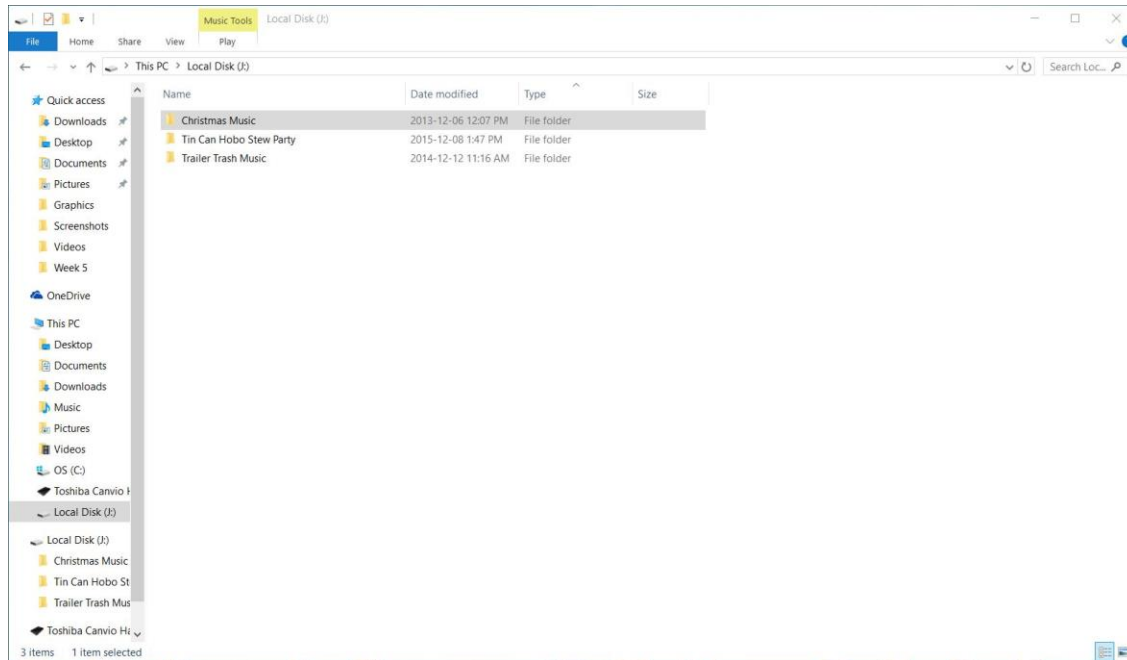
Step 9

- All Done!

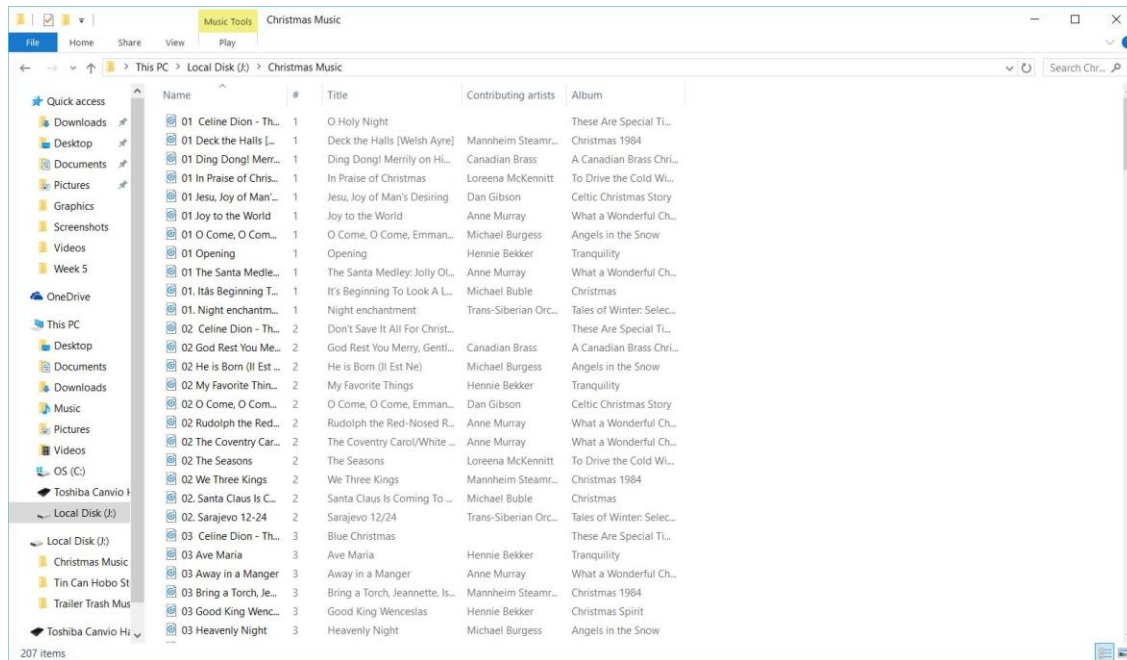


An other Option

- Use a “Flash Drive” as your storage device.



An other Option – cont'd



- You can save a lot of music on a 16GB Flash Drive
- I sort by “track number” before I transfer to the Flash Drive. It “mixes” the albums.

